

# 2023 Annual Agency Profile - STEP, Inc. (NTD ID 31036)

**Mailing Address:** 2138 LINCOLN ST  
WILLIAMSPORT, PA

**Website:** <https://www.stepcorp.org/step-pathways/independent-living/step-transportation.html>

## Geographic Coverage

**Primary Urbanized/Rural Area** Williamsport, PA  
**Service Area Population** 151,638  
**Service Area Sq. Miles** 5,004  
**Other Areas Served:**  
 Pennsylvania Non-UZA

## Assets

**Revenue Vehicles** 42  
**Service Vehicles**  
**Facilities** 1

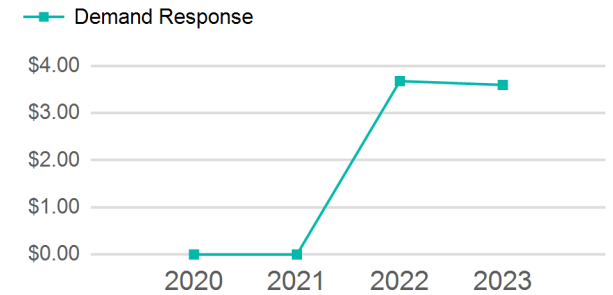
## Service Consumed

**Annual Unlinked Trips (UPT)** 71,741

## Service Supplied

**Annual Vehicle Revenue Miles (VRM)** 696,843  
**Annual Vehicle Revenue Hours (VRH)** 22,053  
**Vehicles Operated in Maximum Service (VOMS)** 33

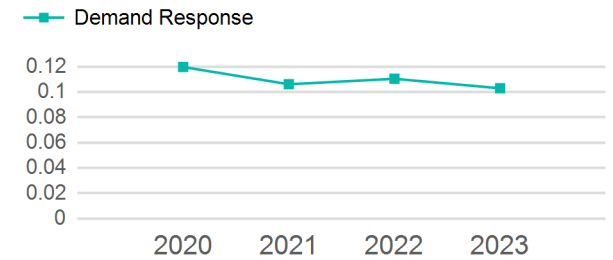
## Operating Expenses per Vehicle Revenue Mile



## Modal Characteristics

Mode	Annual Unlinked Passenger Trips	Directly Operated VOMS	Purchased Transportation VOMS	Annual Vehicle Revenue Miles	Annual Vehicle Revenue Hours
Demand Response	71,741	30	3	696,843	22,053
<b>Total</b>	<b>71,741</b>	<b>30</b>	<b>3</b>	<b>696,843</b>	<b>22,053</b>

## Unlinked Passenger Trip per Vehicle Revenue Mile



## Metrics

### Service Efficiency

### Service Effectiveness

Mode	OE per VRM	OE per VRH	UPT per VRM	UPT per VRH	OE per UPT
Demand Response	\$3.60	\$113.62	0.1	3.3	\$34.93
<b>Total</b>	<b>\$3.60</b>	<b>\$113.62</b>	<b>0.1</b>	<b>3.3</b>	<b>\$34.93</b>

# 2023 Annual Agency Profile - STEP, Inc. (NTD ID 31036)

## 2023 Funding Breakdown

### Summary of Operating Expenses (OE)

Mode	Operating Expenses	Fare Revenues
Demand Response	\$2,505,602	\$0
<b>Total</b>	<b>\$2,505,602</b>	<b>\$0</b>

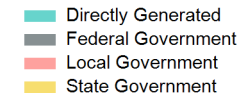
### Sources of Operating Funds Expended

Directly Generated	\$2,416,682
Federal Government	\$88,920
Local Government	\$0
State Government	\$0
<b>Total Operating Funds Expended</b>	<b>\$2,505,602</b>

### Operating Funding Sources



### Capital Funding Sources



### Sources of Capital Funds Expended

Directly Generated	\$0
Federal Government	\$319,920
Local Government	\$0
State Government	\$435,000
<b>Total Capital Funds Expended</b>	<b>\$754,920</b>

## 2023 Asset Management

<b>Transit Asset Management (TAM) Tier</b>	Tier II	<b>TAM Sponsor NTD ID</b>	3R04
--	---------	---------------------------	------

### Metrics

Mode	Average Fleet Age in Years
Demand Response	4.2