

2023 Annual Agency Profile - Pike County (NTD ID 31038)

Mailing Address: 150 PIKE COUNTY BLVD
HAWLEY, PA

Website: https://www.pikepa.org/living___working/transportation/index.php

Service Consumed

Annual Unlinked Trips (UPT) 23,904

Service Supplied

Annual Vehicle Revenue Miles (VRM) 281,402

Annual Vehicle Revenue Hours (VRH) 10,524

Vehicles Operated in Maximum Service (VOMS) 17

Assets

Revenue Vehicles 26

Service Vehicles

Facilities

Modal Characteristics

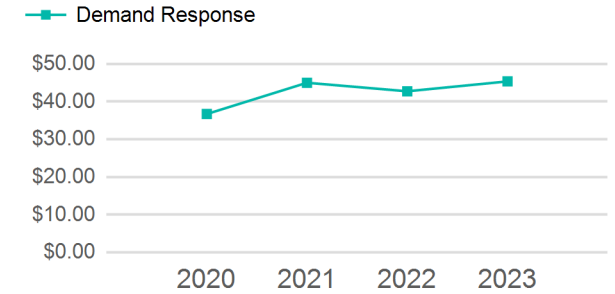
Mode	Annual Unlinked Passenger Trips	Directly Operated VOMS	Purchased Transportation VOMS	Annual Vehicle Revenue Miles	Annual Vehicle Revenue Hours
Demand Response	23,904	17	0	281,402	10,524
Total	23,904	17	0	281,402	10,524

Service Efficiency

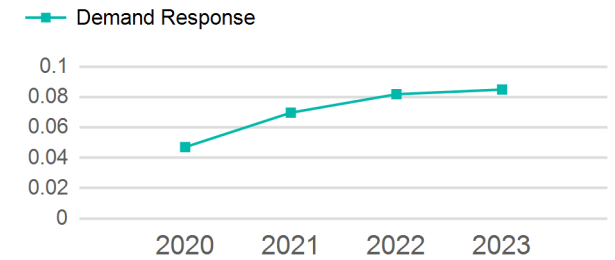
Service Effectiveness

Mode	OE per VRM	OE per VRH	UPT per VRM	UPT per VRH	OE per UPT
Demand Response	\$3.85	\$103.01	0.1	2.3	\$45.35
Total	\$3.85	\$103.01	0.1	2.3	\$45.35

Operating Expenses per Vehicle Revenue Mile



Unlinked Passenger Trip per Vehicle Revenue Mile



2023 Annual Agency Profile - Pike County (NTD ID 31038)

2023 Funding Breakdown

Summary of Operating Expenses (OE)

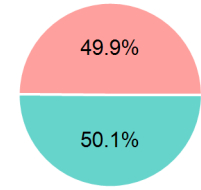
Mode	Operating Expenses	Fare Revenues
Demand Response	\$1,084,071	\$0
Total	\$1,084,071	\$0

Sources of Operating Funds Expended

Directly Generated	\$543,319
Federal Government	\$0
Local Government	\$540,752
State Government	\$0
Total Operating Funds Expended	\$1,084,071

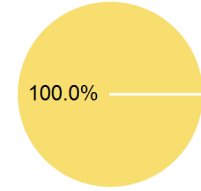
Operating Funding Sources

- Directly Generated
- Federal Government
- Local Government
- State Government



Capital Funding Sources

- Directly Generated
- Federal Government
- Local Government
- State Government



Sources of Capital Funds Expended

Directly Generated	\$0
Federal Government	\$0
Local Government	\$0
State Government	\$5,283
Total Capital Funds Expended	\$5,283

2023 Asset Management

Transit Asset Management (TAM) Tier	Tier II	TAM Sponsor NTD ID	3R04
--	---------	---------------------------	------

Metrics

Mode	Average Fleet Age in Years
Demand Response	5.2