

2023 Annual Agency Profile - County of Butler (NTD ID 31041)

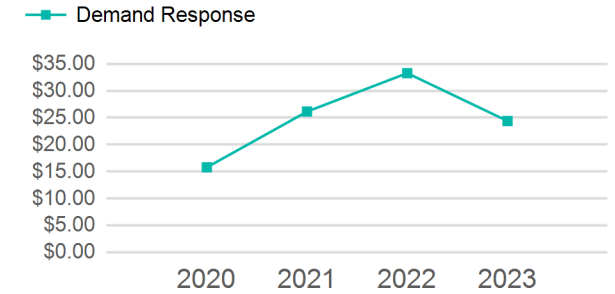
Mailing Address: 124 W DIAMOND ST
BUTLER, PA

Website: <https://www.butlercountypa.gov/350/Transportation>

Service Consumed

Annual Unlinked Trips (UPT) 20,582

Operating Expenses per Vehicle Revenue Mile



Assets

Revenue Vehicles 30
Service Vehicles
Facilities

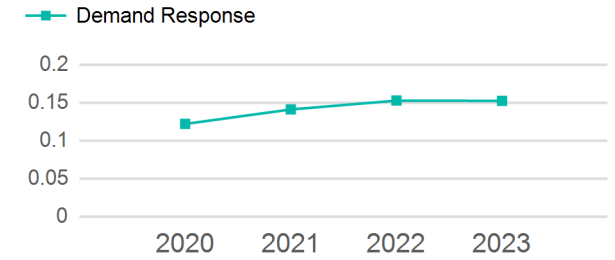
Service Supplied

Annual Vehicle Revenue Miles (VRM) 135,035
Annual Vehicle Revenue Hours (VRH) 6,705
Vehicles Operated in Maximum Service (VOMS) 18

Modal Characteristics

Mode	Annual Unlinked Passenger Trips	Directly Operated VOMS	Purchased Transportation VOMS	Annual Vehicle Revenue Miles	Annual Vehicle Revenue Hours
Demand Response	20,582	0	18	135,035	6,705
Total	20,582	0	18	135,035	6,705

Unlinked Passenger Trip per Vehicle Revenue Mile



Mode	Service Efficiency		Service Effectiveness		
	OE per VRM	OE per VRH	UPT per VRM	UPT per VRH	OE per UPT
Demand Response	\$3.72	\$74.89	0.2	3.1	\$24.40
Total	\$3.72	\$74.89	0.2	3.1	\$24.40

2023 Annual Agency Profile - County of Butler (NTD ID 31041)

2023 Funding Breakdown

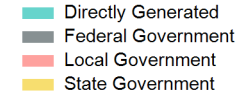
Summary of Operating Expenses (OE)

Mode	Operating Expenses	Fare Revenues
Demand Response	\$502,162	\$0
Total	\$502,162	\$0

Sources of Operating Funds Expended

Directly Generated	\$391,229
Federal Government	\$110,933
Local Government	\$0
State Government	\$0
Total Operating Funds Expended	\$502,162

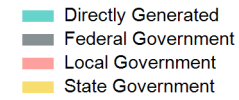
Operating Funding Sources



Capital Funding Sources

Sources of Capital Funds Expended

Directly Generated	\$0
Federal Government	\$0
Local Government	\$0
State Government	\$0
Total Capital Funds Expended	\$0



2023 Asset Management

Transit Asset Management (TAM) Tier	Tier II	TAM Sponsor NTD ID	3R04
--	---------	---------------------------	------

Metrics

Mode	Average Fleet Age in Years
Demand Response	2.3