

2023 Annual Agency Profile - Centre County (NTD ID 31042)

Mailing Address: 420 HOLMES ST STE 242
BELLEFONTE, PA

Website: <https://centrecountypa.gov/431/Transportation-Office>

Geographic Coverage

Primary Urbanized/Rural Area State College, PA
Service Area Population 158,172
Service Area Sq. Miles 1,113
Other Areas Served:
 Pennsylvania Non-UZA

Assets

Revenue Vehicles 28
Service Vehicles
Facilities

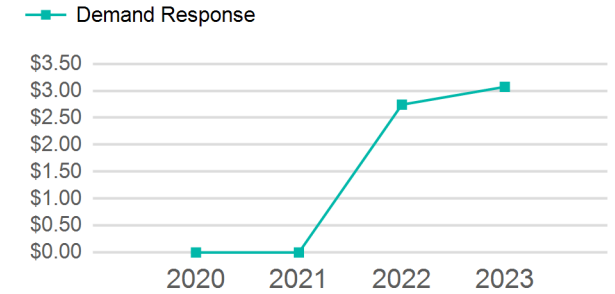
Service Consumed

Annual Unlinked Trips (UPT) 66,047

Service Supplied

Annual Vehicle Revenue Miles (VRM) 600,627
Annual Vehicle Revenue Hours (VRH) 30,668
Vehicles Operated in Maximum Service (VOMS) 23

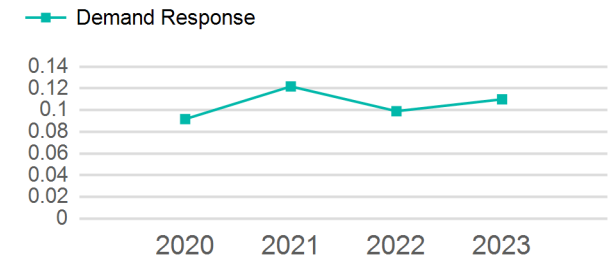
Operating Expenses per Vehicle Revenue Mile



Modal Characteristics

Mode	Annual Unlinked Passenger Trips	Directly Operated VOMS	Purchased Transportation VOMS	Annual Vehicle Revenue Miles	Annual Vehicle Revenue Hours
Demand Response	66,047	23	0	600,627	30,668
Total	66,047	23	0	600,627	30,668

Unlinked Passenger Trip per Vehicle Revenue Mile



Mode	Service Efficiency		Service Effectiveness		
	OE per VRM	OE per VRH	UPT per VRM	UPT per VRH	OE per UPT
Demand Response	\$3.07	\$60.19	0.1	2.2	\$27.95
Total	\$3.07	\$60.19	0.1	2.2	\$27.95

2023 Annual Agency Profile - Centre County (NTD ID 31042)

2023 Funding Breakdown

Summary of Operating Expenses (OE)

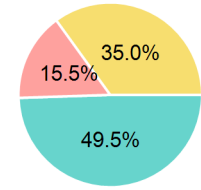
Mode	Operating Expenses	Fare Revenues
Demand Response	\$1,846,014	\$0
Total	\$1,846,014	\$0

Sources of Operating Funds Expended

Directly Generated	\$913,369
Federal Government	\$0
Local Government	\$286,200
State Government	\$646,445
Total Operating Funds Expended	\$1,846,014

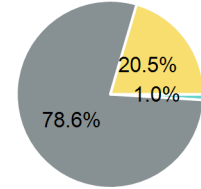
Operating Funding Sources

- Directly Generated
- Federal Government
- Local Government
- State Government



Capital Funding Sources

- Directly Generated
- Federal Government
- Local Government
- State Government



Sources of Capital Funds Expended

Directly Generated	\$7,453
Federal Government	\$599,519
Local Government	\$0
State Government	\$156,123
Total Capital Funds Expended	\$763,095

2023 Asset Management

Transit Asset Management (TAM) Tier	Tier II	TAM Sponsor NTD ID	3R04
--	---------	---------------------------	------

Metrics

Mode	Average Fleet Age in Years
Demand Response	2.5