

# 2023 Annual Agency Profile - Somerset County (NTD ID 31044)

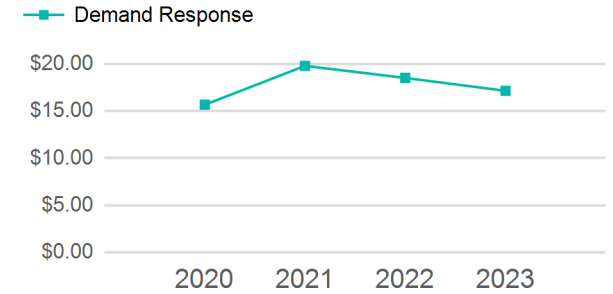
**Mailing Address:** 300 N CENTER AVE STE 500  
SOMERSET, PA

**Website:** <https://tableland.org/Transportation>

## Service Consumed

**Annual Unlinked Trips (UPT)** 32,633

## Operating Expenses per Vehicle Revenue Mile



## Assets

<b>Revenue Vehicles</b>	23
<b>Service Vehicles</b>	2
<b>Facilities</b>	1

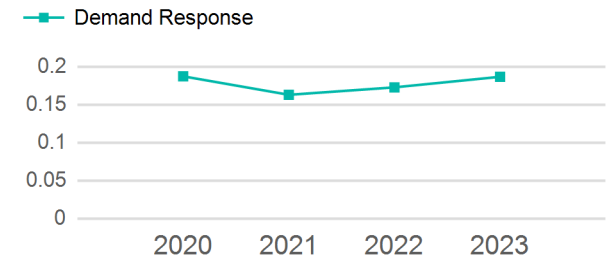
## Service Supplied

<b>Annual Vehicle Revenue Miles (VRM)</b>	174,763
<b>Annual Vehicle Revenue Hours (VRH)</b>	8,369
<b>Vehicles Operated in Maximum Service (VOMS)</b>	23

## Modal Characteristics

Mode	Annual Unlinked Passenger Trips	Directly Operated VOMS	Purchased Transportation VOMS	Annual Vehicle Revenue Miles	Annual Vehicle Revenue Hours
Demand Response	32,633	0	23	174,763	8,369
<b>Total</b>	<b>32,633</b>	<b>0</b>	<b>23</b>	<b>174,763</b>	<b>8,369</b>

## Unlinked Passenger Trip per Vehicle Revenue Mile



Mode	Service Efficiency		Service Effectiveness		
	OE per VRM	OE per VRH	UPT per VRM	UPT per VRH	OE per UPT
Demand Response	\$3.20	\$66.85	0.2	3.9	\$17.14
<b>Total</b>	<b>\$3.20</b>	<b>\$66.85</b>	<b>0.2</b>	<b>3.9</b>	<b>\$17.14</b>

# 2023 Annual Agency Profile - Somerset County (NTD ID 31044)

## 2023 Funding Breakdown

### Summary of Operating Expenses (OE)

Mode	Operating Expenses	Fare Revenues
Demand Response	\$559,465	\$0
<b>Total</b>	<b>\$559,465</b>	<b>\$0</b>

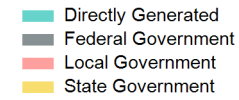
### Sources of Operating Funds Expended

Directly Generated	\$559,465
Federal Government	\$0
Local Government	\$0
State Government	\$0
<b>Total Operating Funds Expended</b>	<b>\$559,465</b>

### Operating Funding Sources



### Capital Funding Sources



### Sources of Capital Funds Expended

Directly Generated	\$0
Federal Government	\$153,174
Local Government	\$0
State Government	\$247,327
<b>Total Capital Funds Expended</b>	<b>\$400,501</b>

## 2023 Asset Management

<b>Transit Asset Management (TAM) Tier</b>	Tier II	<b>TAM Sponsor NTD ID</b>	3R04
--	---------	---------------------------	------

### Metrics

Mode	Average Fleet Age in Years
Demand Response	3.1