

2023 Annual Agency Profile - Susquehanna County (NTD ID 31045)

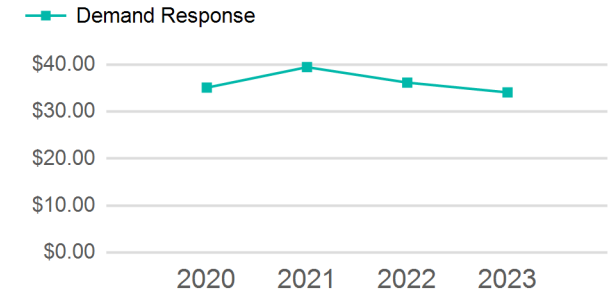
Mailing Address: 31 LAKE AVE
Montrose, PA

Website: <https://trehab.org/susquehanna-wyoming-county-transportation/>

Service Consumed

Annual Unlinked Trips (UPT) 35,873

Operating Expenses per Vehicle Revenue Mile



Assets

Revenue Vehicles 24
Service Vehicles 2
Facilities

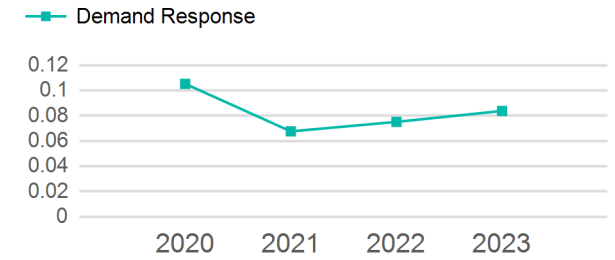
Service Supplied

Annual Vehicle Revenue Miles (VRM) 427,779
Annual Vehicle Revenue Hours (VRH) 19,358
Vehicles Operated in Maximum Service (VOMS) 23

Modal Characteristics

Mode	Annual Unlinked Passenger Trips	Directly Operated VOMS	Purchased Transportation VOMS	Annual Vehicle Revenue Miles	Annual Vehicle Revenue Hours
Demand Response	35,873	0	23	427,779	19,358
Total	35,873	0	23	427,779	19,358

Unlinked Passenger Trip per Vehicle Revenue Mile



Metrics

Mode	Service Efficiency		Service Effectiveness		
	OE per VRM	OE per VRH	UPT per VRM	UPT per VRH	OE per UPT
Demand Response	\$2.86	\$63.15	0.1	1.9	\$34.07
Total	\$2.86	\$63.15	0.1	1.9	\$34.07

2023 Annual Agency Profile - Susquehanna County (NTD ID 31045)

2023 Funding Breakdown

Summary of Operating Expenses (OE)

Mode	Operating Expenses	Fare Revenues
Demand Response	\$1,222,365	\$0
Total	\$1,222,365	\$0

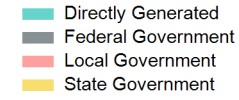
Sources of Operating Funds Expended

Directly Generated	\$1,222,365
Federal Government	\$0
Local Government	\$0
State Government	\$0
Total Operating Funds Expended	\$1,222,365

Operating Funding Sources



Capital Funding Sources



Sources of Capital Funds Expended

Directly Generated	\$0
Federal Government	\$679,466
Local Government	\$0
State Government	\$336,075
Total Capital Funds Expended	\$1,015,541

2023 Asset Management

Transit Asset Management (TAM) Tier	Tier II	TAM Sponsor NTD ID	3R04
--	---------	---------------------------	------

Metrics

Mode	Average Fleet Age in Years
Demand Response	1.8