

2023 Annual Agency Profile - Lee-Russell Council of Governments (NTD ID 40073)

Mailing Address: 2207 GATEWAY DR
Opelika, AL

Website: <http://www.lrcog.com/transportation.html>

Geographic Coverage

Primary Urbanized/Rural Area Auburn, AL
Service Area Population 233,424
Service Area Sq. Miles 1,248

Other Areas Served:

Alabama Non-UZA, Columbus, GA--AL

Assets

Revenue Vehicles 30
Service Vehicles
Facilities

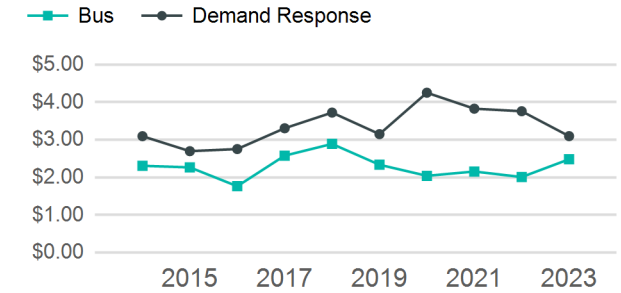
Service Consumed

Annual Unlinked Trips (UPT) 92,955

Service Supplied

Annual Vehicle Revenue Miles (VRM) 711,246
Annual Vehicle Revenue Hours (VRH) 35,738
Vehicles Operated in Maximum Service (VOMS) 26

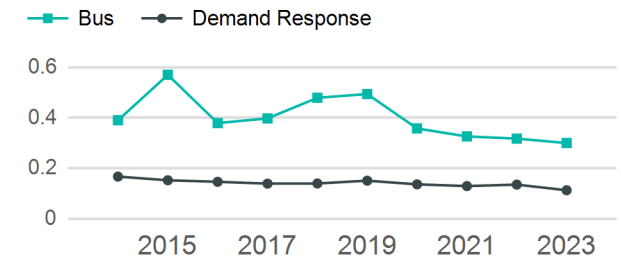
Operating Expenses per Vehicle Revenue Mile



Modal Characteristics

Mode	Annual Unlinked Passenger Trips	Directly Operated VOMS	Purchased Transportation VOMS	Annual Vehicle Revenue Miles	Annual Vehicle Revenue Hours
Bus	20,271	4	0	67,596	4,192
Demand Response	72,684	22	0	643,650	31,546
Total	92,955	26	0	711,246	35,738

Unlinked Passenger Trip per Vehicle Revenue Mile



Metrics

Service Efficiency

Service Effectiveness

Mode	OE per VRM	OE per VRH	UPT per VRM	UPT per VRH	OE per UPT
Bus	\$2.48	\$40.03	0.3	4.8	\$8.28
Demand Response	\$3.10	\$63.19	0.1	2.3	\$27.42
Total	\$3.04	\$60.47	0.1	2.6	\$23.25

2023 Annual Agency Profile - Lee-Russell Council of Governments (NTD ID 40073)

2023 Funding Breakdown

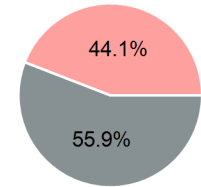
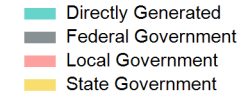
Summary of Operating Expenses (OE)

Mode	Operating Expenses	Fare Revenues
Bus	\$167,800	\$0
Demand Response	\$1,993,322	\$0
Total	\$2,161,122	\$0

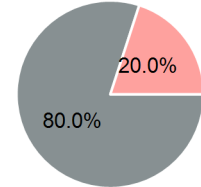
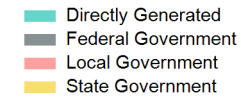
Sources of Operating Funds Expended

Directly Generated	\$0
Federal Government	\$1,207,326
Local Government	\$953,796
State Government	\$0
Total Operating Funds Expended	\$2,161,122

Operating Funding Sources



Capital Funding Sources



Sources of Capital Funds Expended

Directly Generated	\$0
Federal Government	\$66,054
Local Government	\$16,514
State Government	\$0
Total Capital Funds Expended	\$82,568

2023 Asset Management

Transit Asset Management (TAM) Tier	Tier II	TAM Sponsor NTD ID	4R01
--	---------	---------------------------	------

Metrics

Mode	Average Fleet Age in Years
Bus	5.5
Demand Response	5.2