

# 2023 Annual Agency Profile - City of Clarksville (NTD ID 40092)

Mailing Address: 430 BOILLIN LN  
CLARKSVILLE, TN

Website: <http://www.ridects.com>

## Geographic Coverage

Primary Urbanized/Rural Area: Clarksville, TN--KY  
 Service Area Population: 135,471  
 Service Area Sq. Miles: 105  
 Other Areas Served:

## Assets

Revenue Vehicles: 41  
 Service Vehicles: 19  
 Facilities: 2

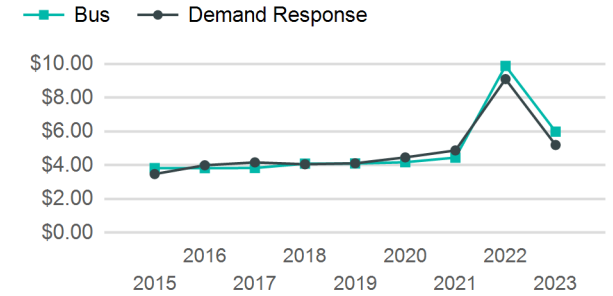
## Service Consumed

Annual Unlinked Trips (UPT): 524,479

## Service Supplied

Annual Vehicle Revenue Miles (VRM): 1,426,721  
 Annual Vehicle Revenue Hours (VRH): 88,217  
 Vehicles Operated in Maximum Service (VOMS): 29

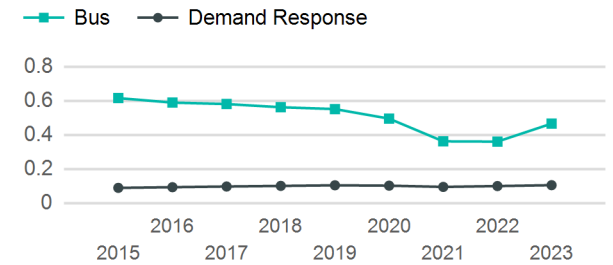
## Operating Expenses per Vehicle Revenue Mile



## Modal Characteristics

Mode	Annual Unlinked Passenger Trips	Directly Operated VOMS	Purchased Transportation VOMS	Annual Vehicle Revenue Miles	Annual Vehicle Revenue Hours
Bus	483,653	17	0	1,037,417	64,243
Demand Response	40,826	12	0	389,304	23,974
<b>Total</b>	<b>524,479</b>	<b>29</b>	<b>0</b>	<b>1,426,721</b>	<b>88,217</b>

## Unlinked Passenger Trip per Vehicle Revenue Mile



## Metrics

### Service Efficiency

### Service Effectiveness

Mode	OE per VRM	OE per VRH	UPT per VRM	UPT per VRH	OE per UPT
Bus	\$5.98	\$96.62	0.5	7.5	\$12.83
Demand Response	\$5.20	\$84.39	0.1	1.7	\$49.55
<b>Total</b>	<b>\$5.77</b>	<b>\$93.29</b>	<b>0.4</b>	<b>5.9</b>	<b>\$15.69</b>

# 2023 Annual Agency Profile - City of Clarksville (NTD ID 40092)

## 2023 Funding Breakdown

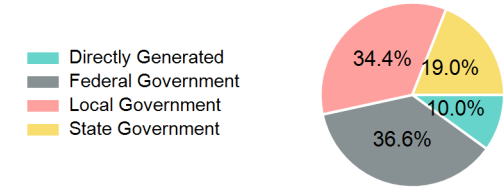
### Summary of Operating Expenses (OE)

Mode	Operating Expenses	Fare Revenues
Bus	\$6,207,007	\$0
Demand Response	\$2,023,093	\$0
<b>Total</b>	<b>\$8,230,100</b>	<b>\$0</b>

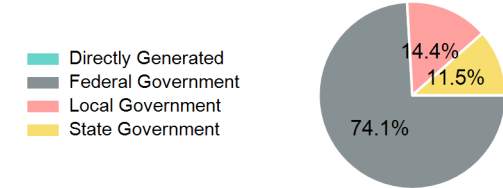
### Sources of Operating Funds Expended

Directly Generated	\$819,247
Federal Government	\$3,016,304
Local Government	\$2,832,739
State Government	\$1,561,810
<b>Total Operating Funds Expended</b>	<b>\$8,230,100</b>

### Operating Funding Sources



### Capital Funding Sources



### Sources of Capital Funds Expended

Directly Generated	\$0
Federal Government	\$891,167
Local Government	\$172,648
State Government	\$138,657
<b>Total Capital Funds Expended</b>	<b>\$1,202,472</b>

## 2023 Asset Management

Transit Asset Management (TAM) Tier Tier II

TAM Sponsor NTD ID

### Metrics

Mode	Average Fleet Age in Years
Bus	6.5
Demand Response	6.0