

2023 Annual Agency Profile - Southeast Alabama Regional Planning and Development Commission (NTD ID 40103)

Mailing Address: 462 N OATES ST FL 4
DOTHAN, AL

Website: <http://www.wiregrasstransit.org/>

Geographic Coverage

Primary Urbanized/Rural Area Dothan, AL
Service Area Population 253,798
Service Area Sq. Miles 2,972
Other Areas Served:
 Alabama Non-UZA

Assets

Revenue Vehicles 44
Service Vehicles 1
Facilities

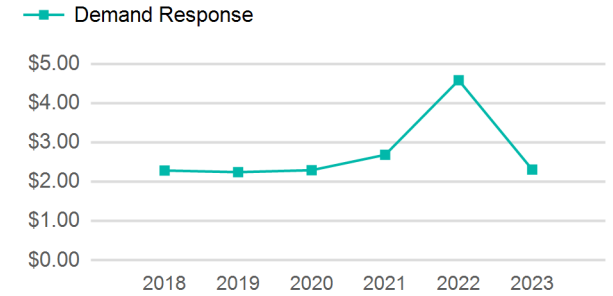
Service Consumed

Annual Unlinked Trips (UPT) 79,384

Service Supplied

Annual Vehicle Revenue Miles (VRM) 1,122,056
Annual Vehicle Revenue Hours (VRH) 51,704
Vehicles Operated in Maximum Service (VOMS) 29

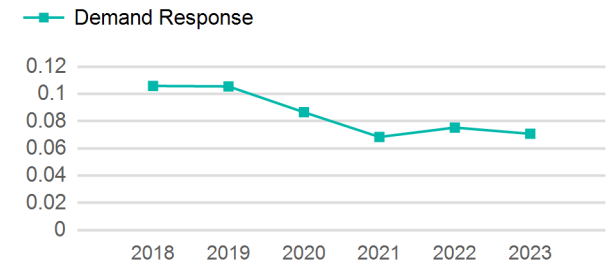
Operating Expenses per Vehicle Revenue Mile



Modal Characteristics

Mode	Annual Unlinked Passenger Trips	Directly Operated VOMS	Purchased Transportation VOMS	Annual Vehicle Revenue Miles	Annual Vehicle Revenue Hours
Demand Response	79,384	10	19	1,122,056	51,704
Total	79,384	10	19	1,122,056	51,704

Unlinked Passenger Trip per Vehicle Revenue Mile



Metrics

Service Efficiency

Service Effectiveness

Mode	OE per VRM	OE per VRH	UPT per VRM	UPT per VRH	OE per UPT
Demand Response	\$2.31	\$50.15	0.1	1.5	\$32.66
Total	\$2.31	\$50.15	0.1	1.5	\$32.66

2023 Annual Agency Profile - Southeast Alabama Regional Planning and Development Commission (NTD ID 40103)

2023 Funding Breakdown

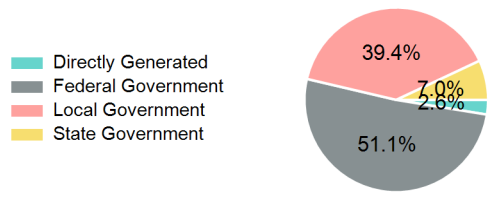
Summary of Operating Expenses (OE)

Mode	Operating Expenses	Fare Revenues
Demand Response	\$2,592,863	\$0
Total	\$2,592,863	\$0

Sources of Operating Funds Expended

Directly Generated	\$69,048
Federal Government	\$1,382,728
Local Government	\$1,066,452
State Government	\$188,108
Total Operating Funds Expended	\$2,706,336

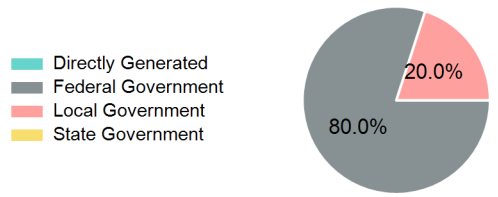
Operating Funding Sources



Sources of Capital Funds Expended

Directly Generated	\$0
Federal Government	\$1,400,857
Local Government	\$350,214
State Government	\$0
Total Capital Funds Expended	\$1,751,071

Capital Funding Sources



2023 Asset Management

Transit Asset Management (TAM) Tier	Tier II	TAM Sponsor NTD ID	4R01
--	---------	---------------------------	------

Metrics

Mode	Average Fleet Age in Years
Demand Response	1.5