

2023 Annual Agency Profile - City of San Juan (NTD ID 40112)

Mailing Address: 161 AVE CARLOS CHARDON
SAN JUAN, PR

Website: <https://sanjuan.pr/lineasj/>

Geographic Coverage

Primary Urbanized/Rural Area San Juan, PR
Service Area Population 320,967
Service Area Sq. Miles 77
Other Areas Served:

Assets

Revenue Vehicles 18
Service Vehicles
Facilities 4

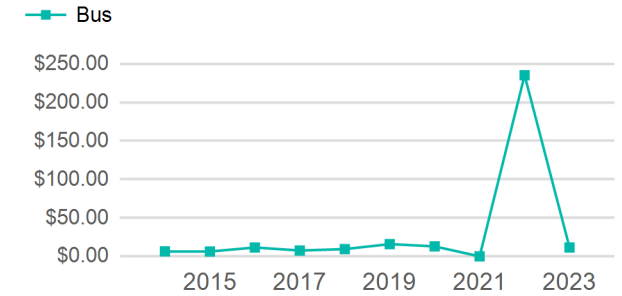
Service Consumed

Annual Unlinked Trips (UPT) 61,620

Service Supplied

Annual Vehicle Revenue Miles (VRM) 159,235
Annual Vehicle Revenue Hours (VRH) 16,221
Vehicles Operated in Maximum Service (VOMS) 19

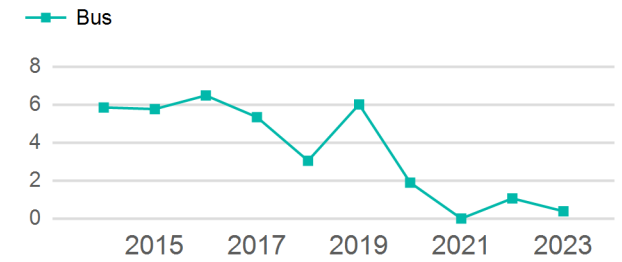
Operating Expenses per Vehicle Revenue Mile



Modal Characteristics

Mode	Annual Unlinked Passenger Trips	Directly Operated VOMS	Purchased Transportation VOMS	Annual Vehicle Revenue Miles	Annual Vehicle Revenue Hours
Bus	61,620	19	0	159,235	16,221
Total	61,620	19	0	159,235	16,221

Unlinked Passenger Trip per Vehicle Revenue Mile



Metrics

Service Efficiency

Service Effectiveness

Mode	OE per VRM	OE per VRH	UPT per VRM	UPT per VRH	OE per UPT
Bus	\$11.59	\$113.77	0.4	3.8	\$29.95
Total	\$11.59	\$113.77	0.4	3.8	\$29.95

2023 Annual Agency Profile - City of San Juan (NTD ID 40112)

2023 Funding Breakdown

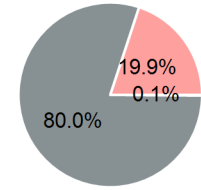
Summary of Operating Expenses (OE)

Mode	Operating Expenses	Fare Revenues
Bus	\$1,845,427	\$0
Total	\$1,845,427	\$0

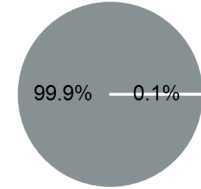
Sources of Operating Funds Expended

Directly Generated	\$2,314
Federal Government	\$1,475,648
Local Government	\$367,465
State Government	\$0
Total Operating Funds Expended	\$1,845,427

Operating Funding Sources



Capital Funding Sources



Sources of Capital Funds Expended

Directly Generated	\$0
Federal Government	\$1,968,077
Local Government	\$1,160
State Government	\$0
Total Capital Funds Expended	\$1,969,237

2023 Asset Management

Transit Asset Management (TAM) Tier	Tier II	TAM Sponsor NTD ID	4R09
--	---------	---------------------------	------

Metrics

Mode	Average Fleet Age in Years
Bus	8.4