

2023 Annual Agency Profile - Municipality of Cidra (NTD ID 40124)

Mailing Address: 27 CALLE ANTONIO R BARCELO
CIDRA, PR

Website:

Geographic Coverage

Primary Urbanized/Rural Area San Juan, PR
Service Area Population 48,761
Service Area Sq. Miles 36
Other Areas Served:

Service Consumed

Annual Unlinked Trips (UPT) 18,452

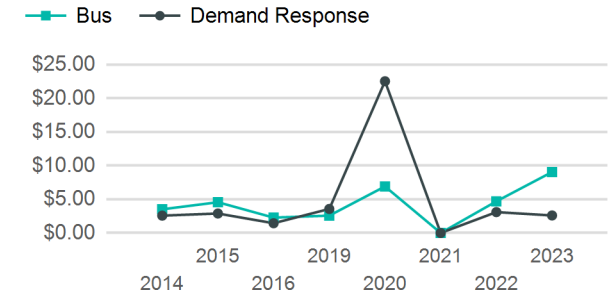
Assets

Revenue Vehicles 8
Service Vehicles
Facilities 1

Service Supplied

Annual Vehicle Revenue Miles (VRM) 54,883
Annual Vehicle Revenue Hours (VRH) 3,141
Vehicles Operated in Maximum Service (VOMS) 8

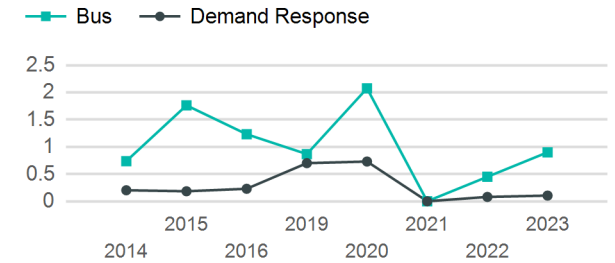
Operating Expenses per Vehicle Revenue Mile



Modal Characteristics

Mode	Annual Unlinked Passenger Trips	Directly Operated VOMS	Purchased Transportation VOMS	Annual Vehicle Revenue Miles	Annual Vehicle Revenue Hours
Bus	14,384	5	0	15,974	1,575
Demand Response	4,068	3	0	38,909	1,566
Total	18,452	8	0	54,883	3,141

Unlinked Passenger Trip per Vehicle Revenue Mile



Metrics

Service Efficiency

Service Effectiveness

Mode	OE per VRM	OE per VRH	UPT per VRM	UPT per VRH	OE per UPT
Bus	\$9.05	\$91.75	0.9	9.1	\$10.05
Demand Response	\$2.60	\$64.61	0.1	2.6	\$24.87
Total	\$4.48	\$78.22	0.3	5.9	\$13.32

2023 Annual Agency Profile - Municipality of Cidra (NTD ID 40124)

2023 Funding Breakdown

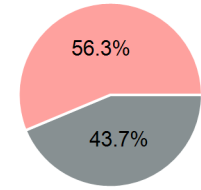
Summary of Operating Expenses (OE)

Mode	Operating Expenses	Fare Revenues
Bus	\$144,513	\$0
Demand Response	\$101,178	\$0
Total	\$245,691	\$0

Sources of Operating Funds Expended

Directly Generated	\$0
Federal Government	\$107,436
Local Government	\$138,255
State Government	\$0
Total Operating Funds Expended	\$245,691

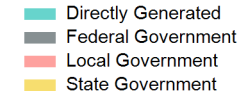
Operating Funding Sources



Capital Funding Sources

Sources of Capital Funds Expended

Directly Generated	\$0
Federal Government	\$0
Local Government	\$0
State Government	\$0
Total Capital Funds Expended	\$0



2023 Asset Management

Transit Asset Management (TAM) Tier: Tier II TAM Sponsor NTD ID: 4R09

Metrics

Mode	Average Fleet Age in Years
Bus	16.0
Demand Response	6.0