

2023 Annual Agency Profile - Municipality of Humacao (NTD ID 40126)

Mailing Address: MIGUEL CASILLAS ST
HUMACAO, PR

Website:

Geographic Coverage

Primary Urbanized/Rural Area San Juan, PR
Service Area Population 17,603
Service Area Sq. Miles 10
Other Areas Served:

Assets

Revenue Vehicles 3
Service Vehicles
Facilities 3

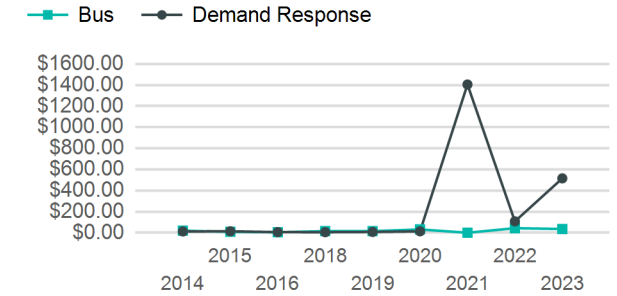
Service Consumed

Annual Unlinked Trips (UPT) 6,416

Service Supplied

Annual Vehicle Revenue Miles (VRM) 8,603
Annual Vehicle Revenue Hours (VRH) 1,690
Vehicles Operated in Maximum Service (VOMS) 2

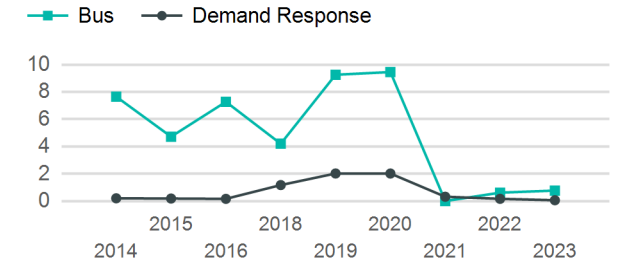
Operating Expenses per Vehicle Revenue Mile



Modal Characteristics

Mode	Annual Unlinked Passenger Trips	Directly Operated VOMS	Purchased Transportation VOMS	Annual Vehicle Revenue Miles	Annual Vehicle Revenue Hours
Bus	6,399	1	0	8,321	1,668
Demand Response	17	1	0	282	22
Total	6,416	2	0	8,603	1,690

Unlinked Passenger Trip per Vehicle Revenue Mile



Metrics

Service Efficiency

Service Effectiveness

Mode	OE per VRM	OE per VRH	UPT per VRM	UPT per VRH	OE per UPT
Bus	\$35.34	\$176.29	0.8	3.8	\$45.95
Demand Response	\$515.29	\$6,605.09	0.1	0.8	\$8,547.76
Total	\$51.07	\$259.98	0.7	3.8	\$68.48

2023 Annual Agency Profile - Municipality of Humacao (NTD ID 40126)

2023 Funding Breakdown

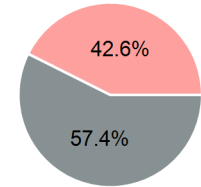
Summary of Operating Expenses (OE)

Mode	Operating Expenses	Fare Revenues
Bus	\$294,060	\$0
Demand Response	\$145,312	\$0
Total	\$439,372	\$0

Sources of Operating Funds Expended

Directly Generated	\$0
Federal Government	\$252,003
Local Government	\$187,369
State Government	\$0
Total Operating Funds Expended	\$439,372

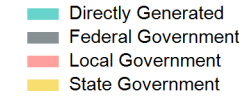
Operating Funding Sources



Capital Funding Sources

Sources of Capital Funds Expended

Directly Generated	\$0
Federal Government	\$0
Local Government	\$0
State Government	\$0
Total Capital Funds Expended	\$0



2023 Asset Management

Transit Asset Management (TAM) Tier: Tier II TAM Sponsor NTD ID: 4R09

Metrics

Mode	Average Fleet Age in Years
Bus	6.0
Demand Response	13.5