

2023 Annual Agency Profile - Macon-Bibb County Transit Authority (NTD ID 40130)

Mailing Address: 2737 BROADWAY
MACON, GA

Website: <http://www.mta-mac.com/>

Geographic Coverage

Primary Urbanized/Rural Area Macon-Bibb County, GA
Service Area Population 153,691
Service Area Sq. Miles 70
Other Areas Served:

Georgia Non-UZA

Assets

Revenue Vehicles 37
Service Vehicles
Facilities 2

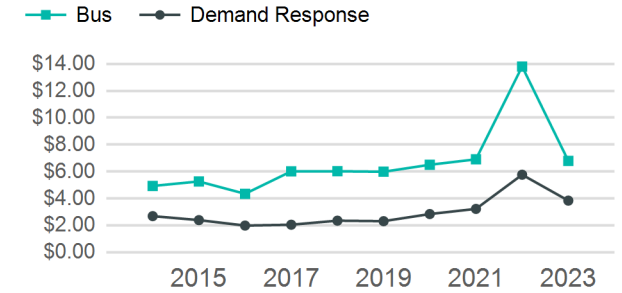
Service Consumed

Annual Unlinked Trips (UPT) 634,744

Service Supplied

Annual Vehicle Revenue Miles (VRM) 1,363,906
Annual Vehicle Revenue Hours (VRH) 113,660
Vehicles Operated in Maximum Service (VOMS) 29

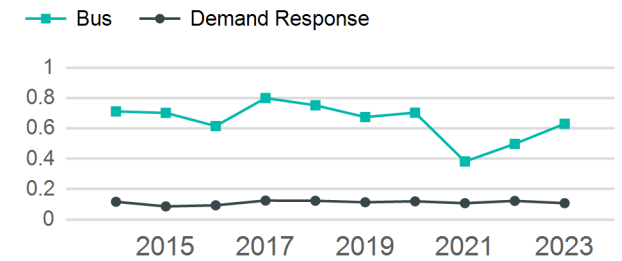
Operating Expenses per Vehicle Revenue Mile



Modal Characteristics

Mode	Annual Unlinked Passenger Trips	Directly Operated VOMS	Purchased Transportation VOMS	Annual Vehicle Revenue Miles	Annual Vehicle Revenue Hours
Bus	588,126	18	0	932,383	81,550
Demand Response	46,618	11	0	431,523	32,110
Total	634,744	29	0	1,363,906	113,660

Unlinked Passenger Trip per Vehicle Revenue Mile



Metrics

Service Efficiency

Service Effectiveness

Mode	OE per VRM	OE per VRH	UPT per VRM	UPT per VRH	OE per UPT
Bus	\$6.80	\$77.75	0.6	7.2	\$10.78
Demand Response	\$3.85	\$51.72	0.1	1.5	\$35.63
Total	\$5.87	\$70.40	0.5	5.6	\$12.61

2023 Annual Agency Profile - Macon-Bibb County Transit Authority (NTD ID 40130)

2023 Funding Breakdown

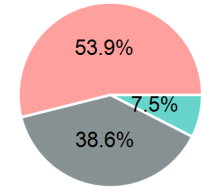
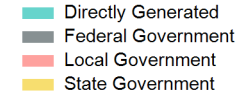
Summary of Operating Expenses (OE)

Mode	Operating Expenses	Fare Revenues
Bus	\$6,340,356	\$0
Demand Response	\$1,660,767	\$0
Total	\$8,001,123	\$0

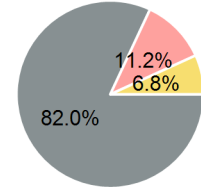
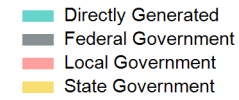
Sources of Operating Funds Expended

Directly Generated	\$597,792
Federal Government	\$3,091,725
Local Government	\$4,311,606
State Government	\$0
Total Operating Funds Expended	\$8,001,123

Operating Funding Sources



Capital Funding Sources



Sources of Capital Funds Expended

Directly Generated	\$0
Federal Government	\$1,322,908
Local Government	\$181,248
State Government	\$109,793
Total Capital Funds Expended	\$1,613,949

2023 Asset Management

Transit Asset Management (TAM) Tier	Tier II	TAM Sponsor NTD ID	4R03
--	---------	---------------------------	------

Metrics

Mode	Average Fleet Age in Years
Bus	5.7
Demand Response	7.1