

2023 Annual Agency Profile - Goldsboro-Wayne Transportation Authority (NTD ID 40132)

Mailing Address: 103 N CAROLINA ST
GOLDSBORO, NC

Website: <http://www.RideGWTA.com/>

Geographic Coverage

Primary Urbanized/Rural Area: Goldsboro, NC
 Service Area Population: 36,303
 Service Area Sq. Miles: 35
 Other Areas Served: North Carolina Non-UZA

Assets

Revenue Vehicles: 50
 Service Vehicles: 4
 Facilities: 2

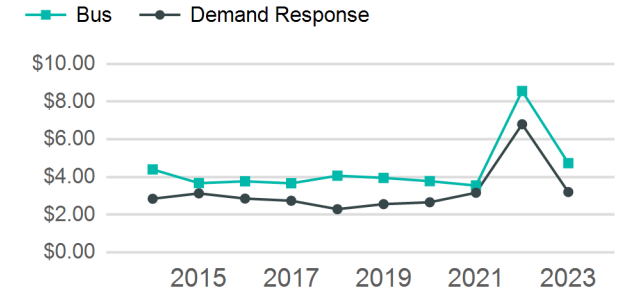
Service Consumed

Annual Unlinked Trips (UPT): 197,592

Service Supplied

Annual Vehicle Revenue Miles (VRM): 824,115
 Annual Vehicle Revenue Hours (VRH): 48,299
 Vehicles Operated in Maximum Service (VOMS): 21

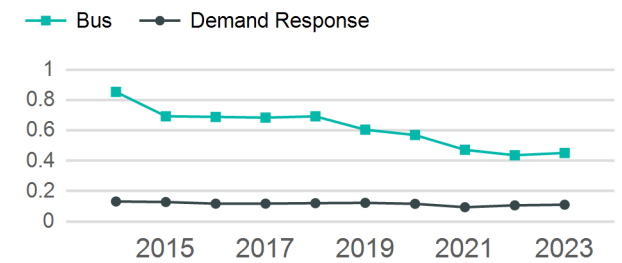
Operating Expenses per Vehicle Revenue Mile



Modal Characteristics

Mode	Annual Unlinked Passenger Trips	Directly Operated VOMS	Purchased Transportation VOMS	Annual Vehicle Revenue Miles	Annual Vehicle Revenue Hours
Bus	140,653	5	0	311,277	19,933
Demand Response	56,939	16	0	512,838	28,366
Total	197,592	21	0	824,115	48,299

Unlinked Passenger Trip per Vehicle Revenue Mile



Metrics

Service Efficiency

Service Effectiveness

Mode	OE per VRM	OE per VRH	UPT per VRM	UPT per VRH	OE per UPT
Bus	\$4.74	\$73.97	0.5	7.1	\$10.48
Demand Response	\$3.20	\$57.93	0.1	2.0	\$28.86
Total	\$3.78	\$64.55	0.2	4.1	\$15.78

2023 Annual Agency Profile - Goldsboro-Wayne Transportation Authority (NTD ID 40132)

2023 Funding Breakdown

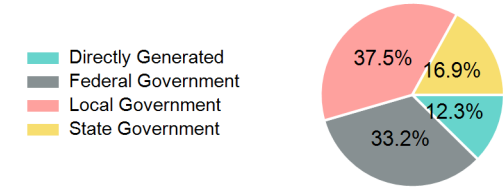
Summary of Operating Expenses (OE)

Mode	Operating Expenses	Fare Revenues
Bus	\$1,474,445	\$0
Demand Response	\$1,643,129	\$0
Total	\$3,117,574	\$0

Sources of Operating Funds Expended

Directly Generated	\$384,032
Federal Government	\$1,035,131
Local Government	\$1,170,308
State Government	\$528,103
Total Operating Funds Expended	\$3,117,574

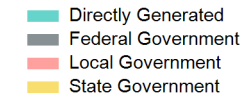
Operating Funding Sources



Capital Funding Sources

Sources of Capital Funds Expended

Directly Generated	\$0
Federal Government	\$0
Local Government	\$0
State Government	\$0
Total Capital Funds Expended	\$0



2023 Asset Management

Transit Asset Management (TAM) Tier: Tier II TAM Sponsor NTD ID: 4R06

Metrics

Mode	Average Fleet Age in Years
Bus	5.0
Demand Response	4.1