

# 2023 Annual Agency Profile - Town of Cary (NTD ID 40143)

Mailing Address: 316 N ACADEMY ST  
CARY, NC

Website: <http://www.gocary.org>

## Geographic Coverage

Primary Urbanized/Rural Area: Raleigh, NC  
 Service Area Population: 180,388  
 Service Area Sq. Miles: 59  
 Other Areas Served:

## Assets

Revenue Vehicles: 38  
 Service Vehicles:  
 Facilities: 1

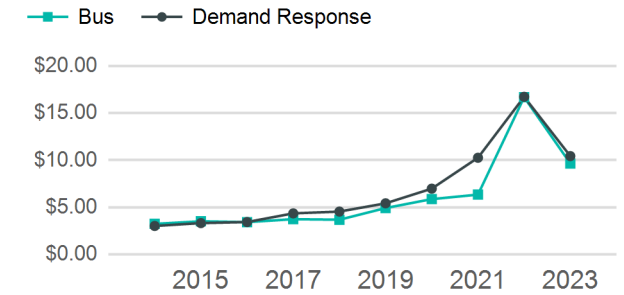
## Service Consumed

Annual Unlinked Trips (UPT): 383,718

## Service Supplied

Annual Vehicle Revenue Miles (VRM): 987,727  
 Annual Vehicle Revenue Hours (VRH): 73,579  
 Vehicles Operated in Maximum Service (VOMS): 26

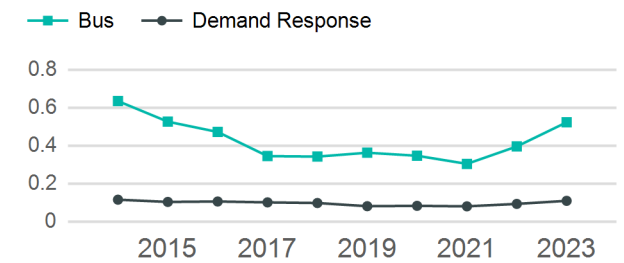
## Operating Expenses per Vehicle Revenue Mile



## Modal Characteristics

Mode	Annual Unlinked Passenger Trips	Directly Operated VOMS	Purchased Transportation VOMS	Annual Vehicle Revenue Miles	Annual Vehicle Revenue Hours
Bus	348,590	0	11	666,375	50,384
Demand Response	35,128	0	15	321,352	23,195
<b>Total</b>	<b>383,718</b>	<b>0</b>	<b>26</b>	<b>987,727</b>	<b>73,579</b>

## Unlinked Passenger Trip per Vehicle Revenue Mile



## Metrics

### Service Efficiency

### Service Effectiveness

Mode	OE per VRM	OE per VRH	UPT per VRM	UPT per VRH	OE per UPT
Bus	\$9.65	\$127.61	0.5	6.9	\$18.44
Demand Response	\$10.43	\$144.52	0.1	1.5	\$95.43
<b>Total</b>	<b>\$9.90</b>	<b>\$132.94</b>	<b>0.4</b>	<b>5.2</b>	<b>\$25.49</b>

# 2023 Annual Agency Profile - Town of Cary (NTD ID 40143)

## 2023 Funding Breakdown

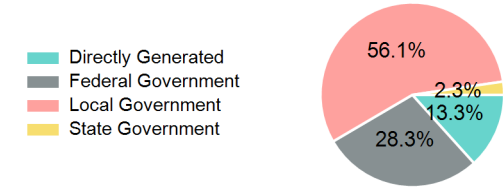
### Summary of Operating Expenses (OE)

Mode	Operating Expenses	Fare Revenues
Bus	\$6,429,674	\$0
Demand Response	\$3,352,255	\$0
<b>Total</b>	<b>\$9,781,929</b>	<b>\$0</b>

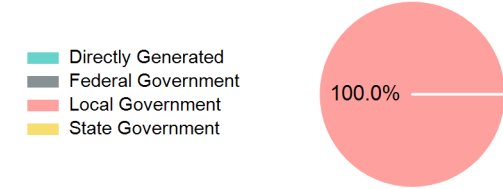
### Sources of Operating Funds Expended

Directly Generated	\$1,387,246
Federal Government	\$2,961,289
Local Government	\$5,867,078
State Government	\$241,523
<b>Total Operating Funds Expended</b>	<b>\$10,457,136</b>

### Operating Funding Sources



### Capital Funding Sources



### Sources of Capital Funds Expended

Directly Generated	\$0
Federal Government	\$0
Local Government	\$1,355,622
State Government	\$0
<b>Total Capital Funds Expended</b>	<b>\$1,355,622</b>

## 2023 Asset Management

<b>Transit Asset Management (TAM) Tier</b>	Tier II	<b>TAM Sponsor NTD ID</b>	4R06
--	---------	---------------------------	------

### Metrics

Mode	Average Fleet Age in Years
Bus	6.3
Demand Response	8.4