

2023 Annual Agency Profile - City of Jacksonville (NTD ID 40166)

Mailing Address: 815 NEW BRIDGE ST
JACKSONVILLE, NC

Website: <http://www.jacksonvillenc.gov/transit>

Geographic Coverage

Primary Urbanized/Rural Area Jacksonville, NC
Service Area Population 72,447
Service Area Sq. Miles 47
Other Areas Served:

Service Consumed

Annual Unlinked Trips (UPT) 93,151

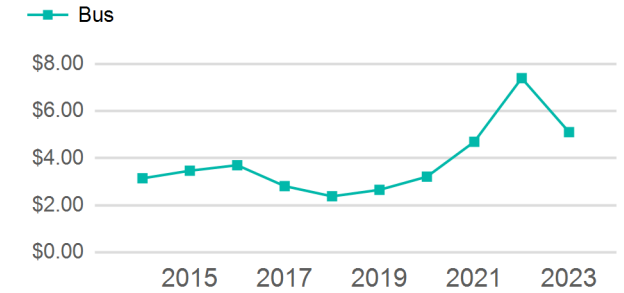
Assets

Revenue Vehicles 16
Service Vehicles 1
Facilities 2

Service Supplied

Annual Vehicle Revenue Miles (VRM) 416,337
Annual Vehicle Revenue Hours (VRH) 25,475
Vehicles Operated in Maximum Service (VOMS) 9

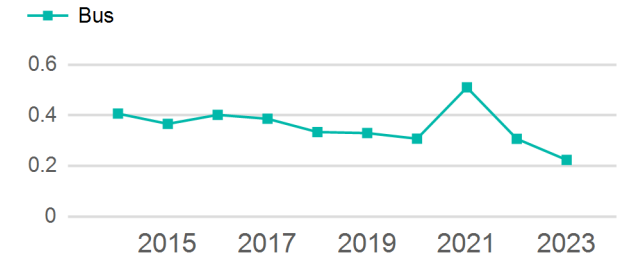
Operating Expenses per Vehicle Revenue Mile



Modal Characteristics

Mode	Annual Unlinked Passenger Trips	Directly Operated VOMS	Purchased Transportation VOMS	Annual Vehicle Revenue Miles	Annual Vehicle Revenue Hours
Bus	93,151	9	0	416,337	25,475
Total	93,151	9	0	416,337	25,475

Unlinked Passenger Trip per Vehicle Revenue Mile



Mode	Service Efficiency		Service Effectiveness		
	OE per VRM	OE per VRH	UPT per VRM	UPT per VRH	OE per UPT
Bus	\$5.11	\$83.44	0.2	3.7	\$22.82
Total	\$5.11	\$83.44	0.2	3.7	\$22.82

2023 Annual Agency Profile - City of Jacksonville (NTD ID 40166)

2023 Funding Breakdown

Summary of Operating Expenses (OE)

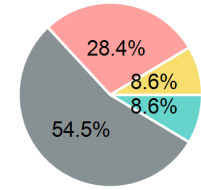
Mode	Operating Expenses	Fare Revenues
Bus	\$2,125,688	\$0
Total	\$2,125,688	\$0

Sources of Operating Funds Expended

Directly Generated	\$182,052
Federal Government	\$1,158,836
Local Government	\$602,810
State Government	\$181,990
Total Operating Funds Expended	\$2,125,688

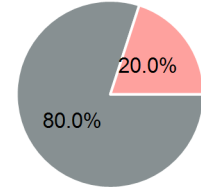
Operating Funding Sources

- Directly Generated
- Federal Government
- Local Government
- State Government



Capital Funding Sources

- Directly Generated
- Federal Government
- Local Government
- State Government



Sources of Capital Funds Expended

Directly Generated	\$0
Federal Government	\$9,929
Local Government	\$2,482
State Government	\$0
Total Capital Funds Expended	\$12,411

2023 Asset Management

Transit Asset Management (TAM) Tier	Tier II	TAM Sponsor NTD ID	4R06
-------------------------------------	---------	--------------------	------

Metrics

Mode	Average Fleet Age in Years
Bus	4.9