

2023 Annual Agency Profile - Municipality of Yauco (NTD ID 40174)

Mailing Address: 73 CALLE COMERCIO
YAUCO, PR

Website:

Geographic Coverage

Primary Urbanized/Rural Area Yauco, PR
Service Area Population 37,679
Service Area Sq. Miles 54
Other Areas Served:
 Puerto Rico Non-UZA

Assets

Revenue Vehicles 23
Service Vehicles 3
Facilities 3

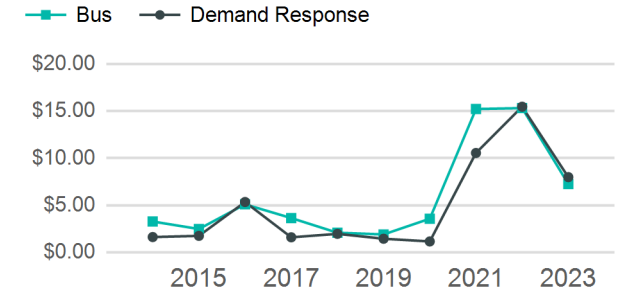
Service Consumed

Annual Unlinked Trips (UPT) 46,898

Service Supplied

Annual Vehicle Revenue Miles (VRM) 129,981
Annual Vehicle Revenue Hours (VRH) 13,874
Vehicles Operated in Maximum Service (VOMS) 22

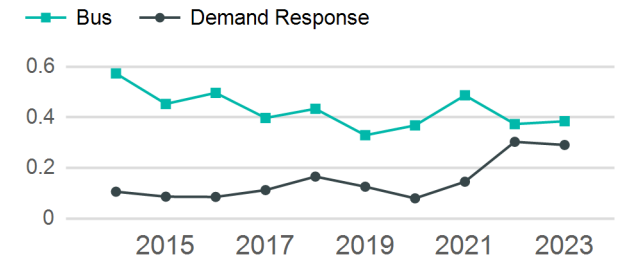
Operating Expenses per Vehicle Revenue Mile



Modal Characteristics

Mode	Annual Unlinked Passenger Trips	Directly Operated VOMS	Purchased Transportation VOMS	Annual Vehicle Revenue Miles	Annual Vehicle Revenue Hours
Bus	37,358	18	0	97,187	9,658
Demand Response	9,540	4	0	32,794	4,216
Total	46,898	22	0	129,981	13,874

Unlinked Passenger Trip per Vehicle Revenue Mile



Metrics

Service Efficiency

Service Effectiveness

Mode	OE per VRM	OE per VRH	UPT per VRM	UPT per VRH	OE per UPT
Bus	\$7.26	\$73.03	0.4	3.9	\$18.88
Demand Response	\$7.99	\$62.14	0.3	2.3	\$27.46
Total	\$7.44	\$69.72	0.4	3.4	\$20.63

2023 Annual Agency Profile - Municipality of Yauco (NTD ID 40174)

2023 Funding Breakdown

Summary of Operating Expenses (OE)

Mode	Operating Expenses	Fare Revenues
Bus	\$705,305	\$0
Demand Response	\$261,969	\$0
Total	\$967,274	\$0

Sources of Operating Funds Expended

Directly Generated	\$0
Federal Government	\$967,274
Local Government	\$0
State Government	\$0
Total Operating Funds Expended	\$967,274

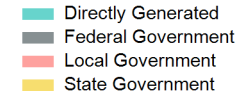
Operating Funding Sources



Capital Funding Sources

Sources of Capital Funds Expended

Directly Generated	\$0
Federal Government	\$0
Local Government	\$0
State Government	\$0
Total Capital Funds Expended	\$0



2023 Asset Management

Transit Asset Management (TAM) Tier: Tier II TAM Sponsor NTD ID: 4R09

Metrics

Mode	Average Fleet Age in Years
Bus	10.7
Demand Response	11.0