

2023 Annual Agency Profile - Henry County (NTD ID 40181)

Mailing Address: 140 HENRY PKWY
MCDONOUGH, GA

Website: <https://www.henrycountyga.gov/331/Transit-Department>

Geographic Coverage

Primary Urbanized/Rural Area Atlanta, GA
Service Area Population 248,364
Service Area Sq. Miles 324
Other Areas Served:

Georgia Non-UZA

Assets

Revenue Vehicles 30
Service Vehicles 2
Facilities 2

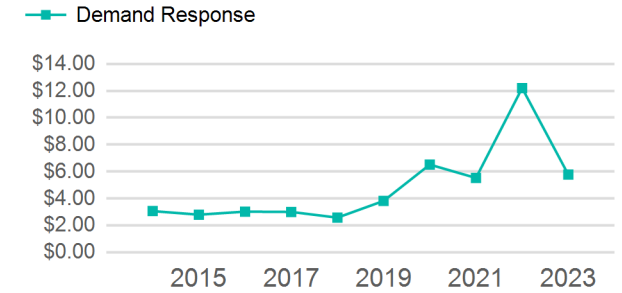
Service Consumed

Annual Unlinked Trips (UPT) 49,676

Service Supplied

Annual Vehicle Revenue Miles (VRM) 514,694
Annual Vehicle Revenue Hours (VRH) 40,047
Vehicles Operated in Maximum Service (VOMS) 30

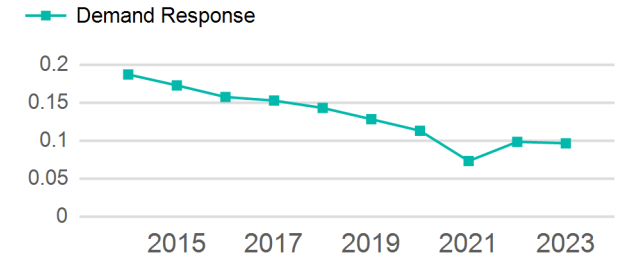
Operating Expenses per Vehicle Revenue Mile



Modal Characteristics

Mode	Annual Unlinked Passenger Trips	Directly Operated VOMS	Purchased Transportation VOMS	Annual Vehicle Revenue Miles	Annual Vehicle Revenue Hours
Demand Response	49,676	30	0	514,694	40,047
Total	49,676	30	0	514,694	40,047

Unlinked Passenger Trip per Vehicle Revenue Mile



Mode	Service Efficiency		Service Effectiveness		
	OE per VRM	OE per VRH	UPT per VRM	UPT per VRH	OE per UPT
Demand Response	\$5.78	\$74.26	0.1	1.2	\$59.87
Total	\$5.78	\$74.26	0.1	1.2	\$59.87

2023 Annual Agency Profile - Henry County (NTD ID 40181)

2023 Funding Breakdown

Summary of Operating Expenses (OE)

Mode	Operating Expenses	Fare Revenues
Demand Response	\$2,974,043	\$0
Total	\$2,974,043	\$0

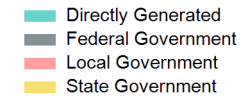
Sources of Operating Funds Expended

Directly Generated	\$317,026
Federal Government	\$412,354
Local Government	\$2,244,663
State Government	\$0
Total Operating Funds Expended	\$2,974,043

Operating Funding Sources



Capital Funding Sources



Sources of Capital Funds Expended

Directly Generated	\$0
Federal Government	\$495,703
Local Government	\$27,360
State Government	\$0
Total Capital Funds Expended	\$523,063

2023 Asset Management

Transit Asset Management (TAM) Tier	Tier II	TAM Sponsor NTD ID	A0028
--	---------	---------------------------	-------

Metrics

Mode	Average Fleet Age in Years
Demand Response	5.6