

# 2023 Annual Agency Profile - Municipality of San Sebastian (NTD ID 40183)

**Mailing Address:** 3 CALLE PADRE FELICIANO  
SAN SEBASTIAN, PR

**Website:**

## Geographic Coverage

**Primary Urbanized/Rural Area** Aguadilla--Isabela--San Sebastián, PR  
**Service Area Population** 40,169  
**Service Area Sq. Miles** 71  
**Other Areas Served:**

## Assets

**Revenue Vehicles** 12  
**Service Vehicles** 2  
**Facilities**

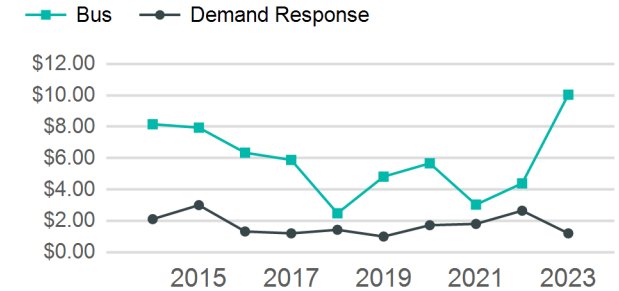
## Service Consumed

**Annual Unlinked Trips (UPT)** 6,864

## Service Supplied

**Annual Vehicle Revenue Miles (VRM)** 88,286  
**Annual Vehicle Revenue Hours (VRH)** 5,017  
**Vehicles Operated in Maximum Service (VOMS)** 7

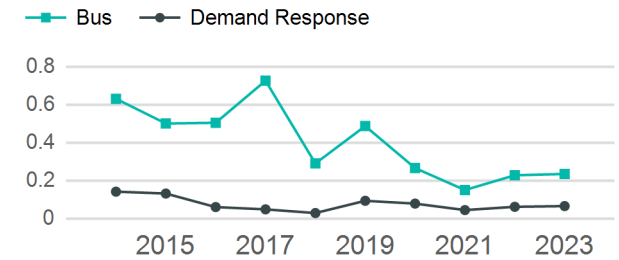
## Operating Expenses per Vehicle Revenue Mile



## Modal Characteristics

Mode	Annual Unlinked Passenger Trips	Directly Operated VOMS	Purchased Transportation VOMS	Annual Vehicle Revenue Miles	Annual Vehicle Revenue Hours
Bus	1,455	2	0	6,191	821
Demand Response	5,409	5	0	82,095	4,196
<b>Total</b>	<b>6,864</b>	<b>7</b>	<b>0</b>	<b>88,286</b>	<b>5,017</b>

## Unlinked Passenger Trip per Vehicle Revenue Mile



## Metrics

### Service Efficiency

### Service Effectiveness

Mode	OE per VRM	OE per VRH	UPT per VRM	UPT per VRH	OE per UPT
Bus	\$10.04	\$75.71	0.2	1.8	\$42.72
Demand Response	\$1.22	\$23.79	0.1	1.3	\$18.46
<b>Total</b>	<b>\$1.83</b>	<b>\$32.29</b>	<b>0.1</b>	<b>1.4</b>	<b>\$23.60</b>

2023 Annual Agency Profile - Municipality of San Sebastian (NTD ID 40183)

2023 Funding Breakdown

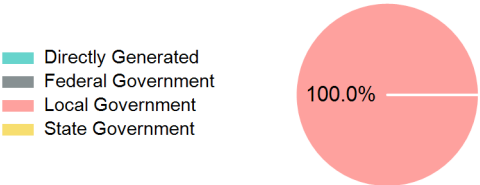
Summary of Operating Expenses (OE)

Sources of Operating Funds Expended

Operating Funding Sources

Mode	Operating Expenses	Fare Revenues
Bus	\$62,154	\$0
Demand Response	\$99,833	\$0
Total	\$161,987	\$0

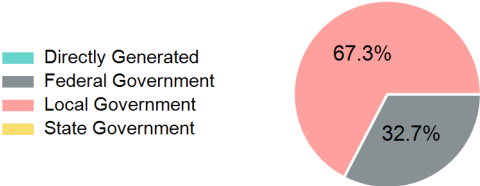
Directly Generated	\$0
Federal Government	\$0
Local Government	\$161,987
State Government	\$0
Total Operating Funds Expended	\$161,987



Capital Funding Sources

Sources of Capital Funds Expended

Directly Generated	\$0
Federal Government	\$42,289
Local Government	\$87,175
State Government	\$0
Total Capital Funds Expended	\$129,464



2023 Asset Management

Transit Asset Management (TAM) Tier	Tier II	TAM Sponsor NTD ID	4R09
-------------------------------------	---------	--------------------	------

Metrics

Mode	Average Fleet Age in Years
Bus	9.5
Demand Response	6.8