

2023 Annual Agency Profile - Municipality of Mayagüez (NTD ID 40194)

Mailing Address: BETANCES ST CORNER MCKINLEY
MAYAGUEZ, PR

Website:

Geographic Coverage

Primary Urbanized/Rural Area Mayagüez, PR
Service Area Population 71,264
Service Area Sq. Miles 52
Other Areas Served:

Assets

Revenue Vehicles 27
Service Vehicles 2
Facilities 2

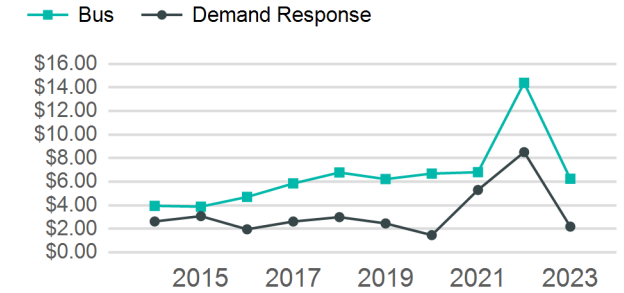
Service Consumed

Annual Unlinked Trips (UPT) 89,027

Service Supplied

Annual Vehicle Revenue Miles (VRM) 416,387
Annual Vehicle Revenue Hours (VRH) 44,495
Vehicles Operated in Maximum Service (VOMS) 20

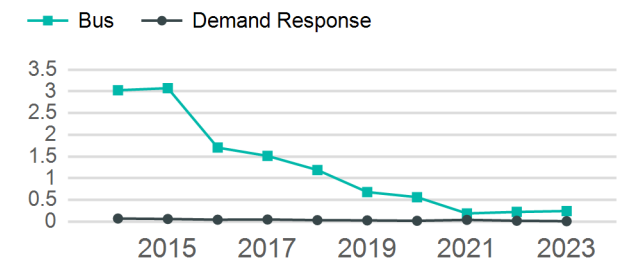
Operating Expenses per Vehicle Revenue Mile



Modal Characteristics

Mode	Annual Unlinked Passenger Trips	Directly Operated VOMS	Purchased Transportation VOMS	Annual Vehicle Revenue Miles	Annual Vehicle Revenue Hours
Bus	88,548	8	10	363,517	40,840
Demand Response	479	2	0	52,870	3,655
Total	89,027	10	10	416,387	44,495

Unlinked Passenger Trip per Vehicle Revenue Mile



Metrics

Service Efficiency

Service Effectiveness

Mode	OE per VRM	OE per VRH	UPT per VRM	UPT per VRH	OE per UPT
Bus	\$6.25	\$55.63	0.2	2.2	\$25.66
Demand Response	\$2.19	\$31.70	0.0	0.1	\$241.91
Total	\$5.73	\$53.66	0.2	2.0	\$26.82

2023 Annual Agency Profile - Municipality of Mayaguez (NTD ID 40194)

2023 Funding Breakdown

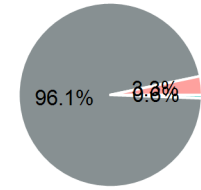
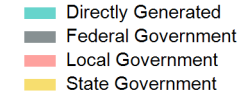
Summary of Operating Expenses (OE)

Mode	Operating Expenses	Fare Revenues
Bus	\$2,271,762	\$0
Demand Response	\$115,876	\$0
Total	\$2,387,638	\$0

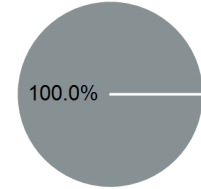
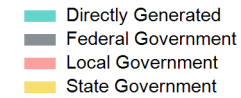
Sources of Operating Funds Expended

Directly Generated	\$14,500
Federal Government	\$2,332,220
Local Government	\$78,924
State Government	\$0
Total Operating Funds Expended	\$2,425,644

Operating Funding Sources



Capital Funding Sources



Sources of Capital Funds Expended

Directly Generated	\$0
Federal Government	\$294,651
Local Government	\$0
State Government	\$0
Total Capital Funds Expended	\$294,651

2023 Asset Management

Transit Asset Management (TAM) Tier	Tier II	TAM Sponsor NTD ID	4R09
--	---------	---------------------------	------

Metrics

Mode	Average Fleet Age in Years
Bus	5.6
Demand Response	4.0