

2023 Annual Agency Profile - Municipality of San Lorenzo (NTD ID 40195)

Mailing Address: LUIS MUNOZ RIVERA ST
SAN LORENZO, PR

Website: <http://www.sanlorenzosts.com>

Geographic Coverage

Primary Urbanized/Rural Area San Juan, PR
Service Area Population 35,000
Service Area Sq. Miles 6
Other Areas Served:

Assets

Revenue Vehicles 15
Service Vehicles 1
Facilities 3

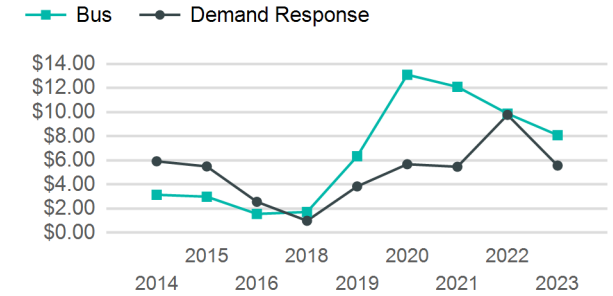
Service Consumed

Annual Unlinked Trips (UPT) 78,405

Service Supplied

Annual Vehicle Revenue Miles (VRM) 86,826
Annual Vehicle Revenue Hours (VRH) 10,700
Vehicles Operated in Maximum Service (VOMS) 9

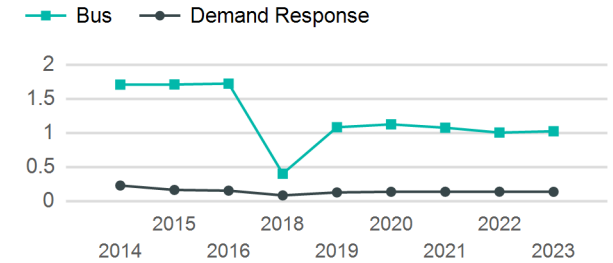
Operating Expenses per Vehicle Revenue Mile



Modal Characteristics

Mode	Annual Unlinked Passenger Trips	Directly Operated VOMS	Purchased Transportation VOMS	Annual Vehicle Revenue Miles	Annual Vehicle Revenue Hours
Bus	76,802	7	0	74,996	9,678
Demand Response	1,603	2	0	11,830	1,022
Total	78,405	9	0	86,826	10,700

Unlinked Passenger Trip per Vehicle Revenue Mile



Metrics

Service Efficiency

Service Effectiveness

Mode	OE per VRM	OE per VRH	UPT per VRM	UPT per VRH	OE per UPT
Bus	\$8.09	\$62.71	1.0	7.9	\$7.90
Demand Response	\$5.57	\$64.49	0.1	1.6	\$41.11
Total	\$7.75	\$62.88	0.9	7.3	\$8.58

2023 Annual Agency Profile - Municipality of San Lorenzo (NTD ID 40195)

2023 Funding Breakdown

Summary of Operating Expenses (OE)

Mode	Operating Expenses	Fare Revenues
Bus	\$606,903	\$0
Demand Response	\$65,904	\$0
Total	\$672,807	\$0

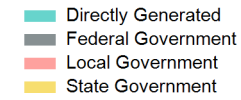
Sources of Operating Funds Expended

Directly Generated	\$0
Federal Government	\$667,127
Local Government	\$5,680
State Government	\$0
Total Operating Funds Expended	\$672,807

Operating Funding Sources



Capital Funding Sources



Sources of Capital Funds Expended

Directly Generated	\$0
Federal Government	\$74,860
Local Government	\$0
State Government	\$0
Total Capital Funds Expended	\$74,860

2023 Asset Management

Transit Asset Management (TAM) Tier	Tier II	TAM Sponsor NTD ID	4R09
--	---------	---------------------------	------

Metrics

Mode	Average Fleet Age in Years
Bus	8.9
Demand Response	11.7