

# 2023 Annual Agency Profile - Municipality of Dorado (NTD ID 40198)

**Mailing Address:** CALLE MENDEZ VIGO  
DORADO, PR

**Website:**

## Geographic Coverage

**Primary Urbanized/Rural Area** San Juan, PR  
**Service Area Population** 38,165  
**Service Area Sq. Miles** 23  
**Other Areas Served:**  
 Puerto Rico Non-UZA

## Assets

**Revenue Vehicles** 12  
**Service Vehicles**  
**Facilities** 1

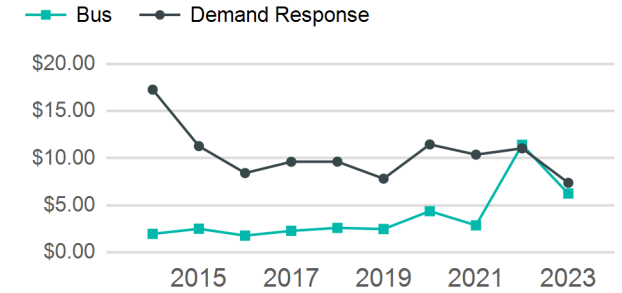
## Service Consumed

**Annual Unlinked Trips (UPT)** 53,207

## Service Supplied

**Annual Vehicle Revenue Miles (VRM)** 147,297  
**Annual Vehicle Revenue Hours (VRH)** 11,768  
**Vehicles Operated in Maximum Service (VOMS)** 6

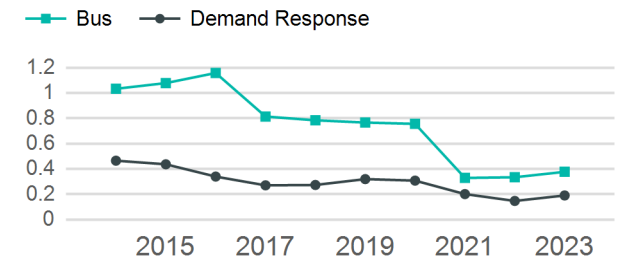
## Operating Expenses per Vehicle Revenue Mile



## Modal Characteristics

Mode	Annual Unlinked Passenger Trips	Directly Operated VOMS	Purchased Transportation VOMS	Annual Vehicle Revenue Miles	Annual Vehicle Revenue Hours
Bus	50,796	0	4	134,645	11,176
Demand Response	2,411	2	0	12,652	592
<b>Total</b>	<b>53,207</b>	<b>2</b>	<b>4</b>	<b>147,297</b>	<b>11,768</b>

## Unlinked Passenger Trip per Vehicle Revenue Mile



## Metrics

### Service Efficiency

### Service Effectiveness

Mode	OE per VRM	OE per VRH	UPT per VRM	UPT per VRH	OE per UPT
Bus	\$6.24	\$75.22	0.4	4.5	\$16.55
Demand Response	\$7.39	\$157.84	0.2	4.1	\$38.76
<b>Total</b>	<b>\$6.34</b>	<b>\$79.37</b>	<b>0.4</b>	<b>4.5</b>	<b>\$17.56</b>

# 2023 Annual Agency Profile - Municipality of Dorado (NTD ID 40198)

## 2023 Funding Breakdown

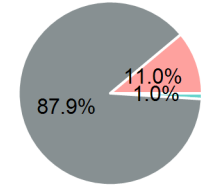
### Summary of Operating Expenses (OE)

Mode	Operating Expenses	Fare Revenues
Bus	\$840,625	\$0
Demand Response	\$93,444	\$0
<b>Total</b>	<b>\$934,069</b>	<b>\$0</b>

### Sources of Operating Funds Expended

Directly Generated	\$9,600
Federal Government	\$835,341
Local Government	\$104,928
State Government	\$0
<b>Total Operating Funds Expended</b>	<b>\$949,869</b>

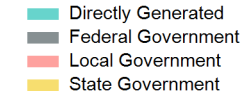
### Operating Funding Sources



### Capital Funding Sources

### Sources of Capital Funds Expended

Directly Generated	\$0
Federal Government	\$0
Local Government	\$0
State Government	\$0
<b>Total Capital Funds Expended</b>	<b>\$0</b>



## 2023 Asset Management

<b>Transit Asset Management (TAM) Tier</b>	Tier II	<b>TAM Sponsor NTD ID</b>	4R09
--	---------	---------------------------	------

### Metrics

Mode	Average Fleet Age in Years
Bus	6.8
Demand Response	6.0