

# 2023 Annual Agency Profile - The County of Iredell (NTD ID 40205)

**Mailing Address:** 200 S CENTER ST  
STATESVILLE, NC

**Website:** <http://www.ridelCATS.com>

## Geographic Coverage

**Primary Urbanized/Rural Area** Charlotte, NC--SC  
**Service Area Population** 161,202  
**Service Area Sq. Miles** 576  
**Other Areas Served:**  
 North Carolina Non-UZA

## Assets

**Revenue Vehicles** 58  
**Service Vehicles** 4  
**Facilities** 1

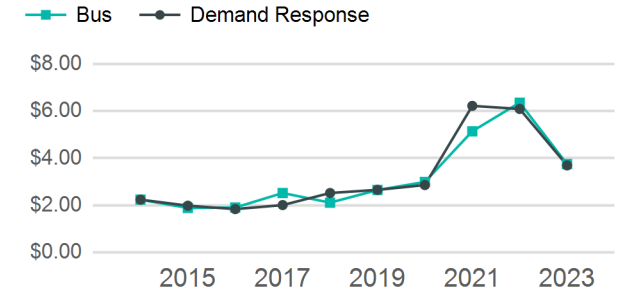
## Service Consumed

**Annual Unlinked Trips (UPT)** 131,308

## Service Supplied

**Annual Vehicle Revenue Miles (VRM)** 801,460  
**Annual Vehicle Revenue Hours (VRH)** 39,206  
**Vehicles Operated in Maximum Service (VOMS)** 27

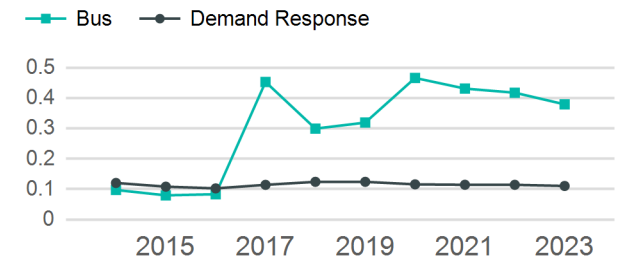
## Operating Expenses per Vehicle Revenue Mile



## Modal Characteristics

Mode	Annual Unlinked Passenger Trips	Directly Operated VOMS	Purchased Transportation VOMS	Annual Vehicle Revenue Miles	Annual Vehicle Revenue Hours
Bus	60,135	3	0	158,499	7,318
Demand Response	71,173	24	0	642,961	31,888
<b>Total</b>	<b>131,308</b>	<b>27</b>	<b>0</b>	<b>801,460</b>	<b>39,206</b>

## Unlinked Passenger Trip per Vehicle Revenue Mile



## Metrics

### Service Efficiency

### Service Effectiveness

Mode	OE per VRM	OE per VRH	UPT per VRM	UPT per VRH	OE per UPT
Bus	\$3.75	\$81.13	0.4	8.2	\$9.87
Demand Response	\$3.69	\$74.47	0.1	2.2	\$33.37
<b>Total</b>	<b>\$3.70</b>	<b>\$75.71</b>	<b>0.2</b>	<b>3.3</b>	<b>\$22.61</b>

# 2023 Annual Agency Profile - The County of Iredell (NTD ID 40205)

## 2023 Funding Breakdown

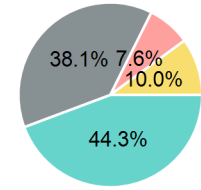
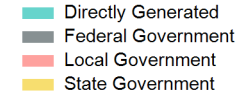
### Summary of Operating Expenses (OE)

Mode	Operating Expenses	Fare Revenues
Bus	\$593,674	\$0
Demand Response	\$2,374,704	\$0
<b>Total</b>	<b>\$2,968,378</b>	<b>\$0</b>

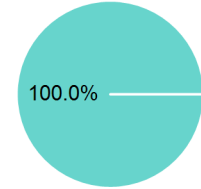
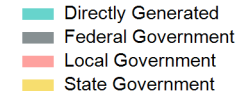
### Sources of Operating Funds Expended

Directly Generated	\$1,315,780
Federal Government	\$1,130,123
Local Government	\$225,000
State Government	\$297,475
<b>Total Operating Funds Expended</b>	<b>\$2,968,378</b>

### Operating Funding Sources



### Capital Funding Sources



### Sources of Capital Funds Expended

Directly Generated	\$31,876
Federal Government	\$0
Local Government	\$0
State Government	\$0
<b>Total Capital Funds Expended</b>	<b>\$31,876</b>

## 2023 Asset Management

<b>Transit Asset Management (TAM) Tier</b>	Tier II	<b>TAM Sponsor NTD ID</b>	4R06
--	---------	---------------------------	------

### Metrics

Mode	Average Fleet Age in Years
Bus	5.4
Demand Response	5.4