

2023 Annual Agency Profile - Hoke County (NTD ID 40209)

Mailing Address: 227 N MAIN ST
RAEFORD, NC

Website: <http://www.hokecounty.org/158/Hoke-Area-Transit-Service-HATS>

Geographic Coverage

Primary Urbanized/Rural Area Fayetteville, NC
Service Area Population 52,671
Service Area Sq. Miles 392
Other Areas Served:
 North Carolina Non-UZA

Assets

Revenue Vehicles 21
Service Vehicles 1
Facilities

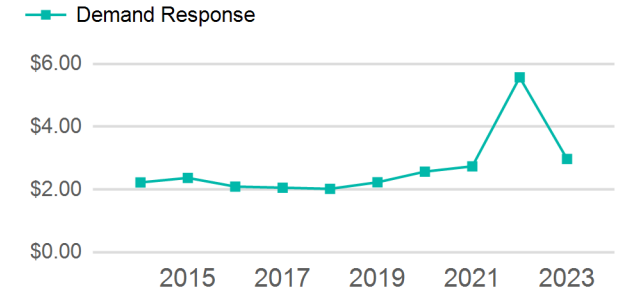
Service Consumed

Annual Unlinked Trips (UPT) 51,121

Service Supplied

Annual Vehicle Revenue Miles (VRM) 443,944
Annual Vehicle Revenue Hours (VRH) 22,434
Vehicles Operated in Maximum Service (VOMS) 9

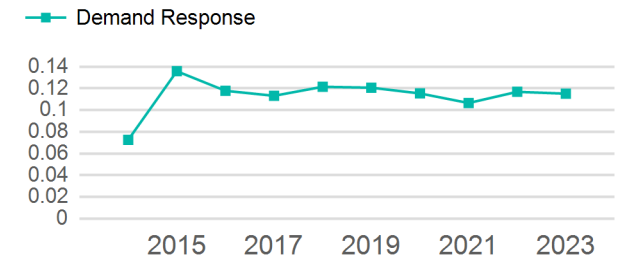
Operating Expenses per Vehicle Revenue Mile



Modal Characteristics

Mode	Annual Unlinked Passenger Trips	Directly Operated VOMS	Purchased Transportation VOMS	Annual Vehicle Revenue Miles	Annual Vehicle Revenue Hours
Demand Response	51,121	9	0	443,944	22,434
Total	51,121	9	0	443,944	22,434

Unlinked Passenger Trip per Vehicle Revenue Mile



Mode	Service Efficiency		Service Effectiveness		
	OE per VRM	OE per VRH	UPT per VRM	UPT per VRH	OE per UPT
Demand Response	\$2.97	\$58.82	0.1	2.3	\$25.81
Total	\$2.97	\$58.82	0.1	2.3	\$25.81

2023 Annual Agency Profile - Hoke County (NTD ID 40209)

2023 Funding Breakdown

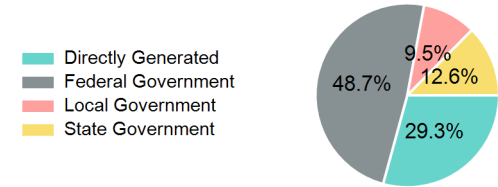
Summary of Operating Expenses (OE)

Mode	Operating Expenses	Fare Revenues
Demand Response	\$1,319,486	\$0
Total	\$1,319,486	\$0

Sources of Operating Funds Expended

Directly Generated	\$386,068
Federal Government	\$642,538
Local Government	\$125,190
State Government	\$165,690
Total Operating Funds Expended	\$1,319,486

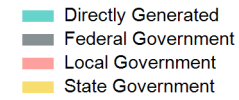
Operating Funding Sources



Capital Funding Sources

Sources of Capital Funds Expended

Directly Generated	\$0
Federal Government	\$0
Local Government	\$0
State Government	\$0
Total Capital Funds Expended	\$0



2023 Asset Management

Transit Asset Management (TAM) Tier: Tier II TAM Sponsor NTD ID: 4R06

Metrics

Mode	Average Fleet Age in Years
Demand Response	4.5