

2023 Annual Agency Profile - Union County (NTD ID 40215)

Mailing Address: 500 N MAIN ST
MONROE, NC

Website: <http://www.unioncountync.gov/departments/transportation>

Geographic Coverage

Primary Urbanized/Rural Area Charlotte, NC--SC
Service Area Population 222,742
Service Area Sq. Miles 640
Other Areas Served:
 North Carolina Non-UZA

Assets

Revenue Vehicles 20
Service Vehicles
Facilities

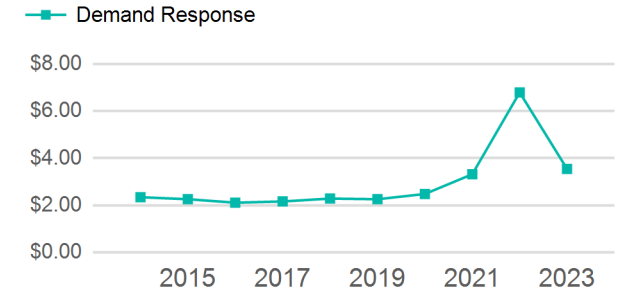
Service Consumed

Annual Unlinked Trips (UPT) 73,549

Service Supplied

Annual Vehicle Revenue Miles (VRM) 671,705
Annual Vehicle Revenue Hours (VRH) 43,645
Vehicles Operated in Maximum Service (VOMS) 22

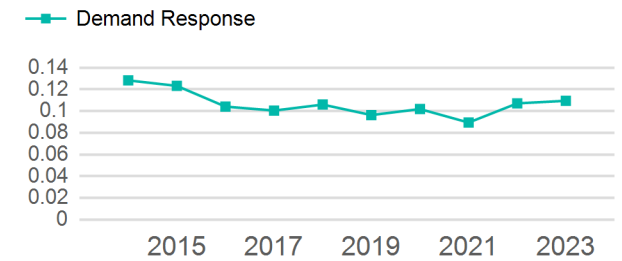
Operating Expenses per Vehicle Revenue Mile



Modal Characteristics

Mode	Annual Unlinked Passenger Trips	Directly Operated VOMS	Purchased Transportation VOMS	Annual Vehicle Revenue Miles	Annual Vehicle Revenue Hours
Demand Response	73,549	22	0	671,705	43,645
Total	73,549	22	0	671,705	43,645

Unlinked Passenger Trip per Vehicle Revenue Mile



Mode	Service Efficiency		Service Effectiveness		
	OE per VRM	OE per VRH	UPT per VRM	UPT per VRH	OE per UPT
Demand Response	\$3.54	\$54.51	0.1	1.7	\$32.35
Total	\$3.54	\$54.51	0.1	1.7	\$32.35

2023 Annual Agency Profile - Union County (NTD ID 40215)

2023 Funding Breakdown

Summary of Operating Expenses (OE)

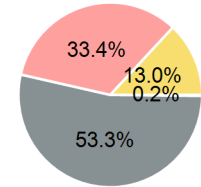
Mode	Operating Expenses	Fare Revenues
Demand Response	\$2,379,128	\$0
Total	\$2,379,128	\$0

Sources of Operating Funds Expended

Directly Generated	\$4,503
Federal Government	\$1,269,161
Local Government	\$795,278
State Government	\$310,186
Total Operating Funds Expended	\$2,379,128

Operating Funding Sources

- Directly Generated
- Federal Government
- Local Government
- State Government

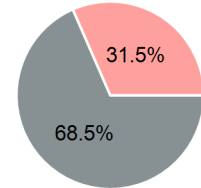


Sources of Capital Funds Expended

Directly Generated	\$0
Federal Government	\$353,877
Local Government	\$163,092
State Government	\$0
Total Capital Funds Expended	\$516,969

Capital Funding Sources

- Directly Generated
- Federal Government
- Local Government
- State Government



2023 Asset Management

Transit Asset Management (TAM) Tier	Tier II	TAM Sponsor NTD ID	4R06
--	---------	---------------------------	------

Metrics

Mode	Average Fleet Age in Years
Demand Response	4.0