

2023 Annual Agency Profile - Gaston County (NTD ID 40221)

Mailing Address: 128 W MAIN AVE
Gastonia, NC

Website: <https://www.gastongov.com/164/ACCESS---Transportation>

Geographic Coverage

Primary Urbanized/Rural Area Gastonia, NC
Service Area Population 224,529
Service Area Sq. Miles 364
Other Areas Served:
 North Carolina Non-UZA

Assets

Revenue Vehicles 38
Service Vehicles 1
Facilities 2

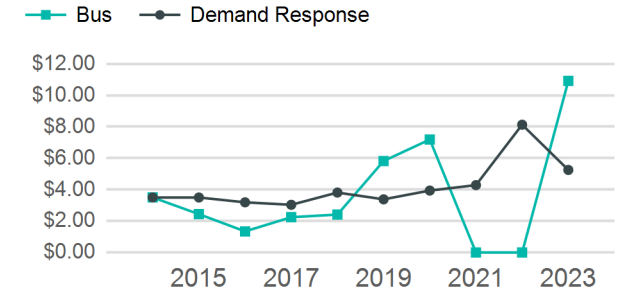
Service Consumed

Annual Unlinked Trips (UPT) 33,173

Service Supplied

Annual Vehicle Revenue Miles (VRM) 254,982
Annual Vehicle Revenue Hours (VRH) 18,330
Vehicles Operated in Maximum Service (VOMS) 10

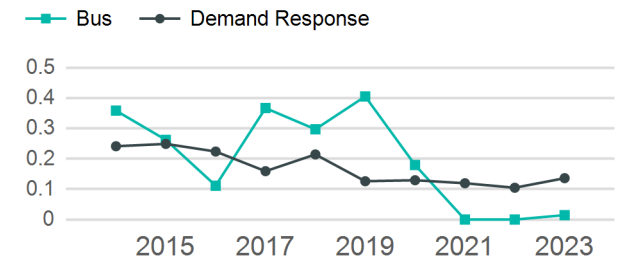
Operating Expenses per Vehicle Revenue Mile



Modal Characteristics

Mode	Annual Unlinked Passenger Trips	Directly Operated VOMS	Purchased Transportation VOMS	Annual Vehicle Revenue Miles	Annual Vehicle Revenue Hours
Bus	190	2	0	12,932	628
Demand Response	32,983	8	0	242,050	17,702
Total	33,173	10	0	254,982	18,330

Unlinked Passenger Trip per Vehicle Revenue Mile



Metrics

Service Efficiency

Service Effectiveness

Mode	OE per VRM	OE per VRH	UPT per VRM	UPT per VRH	OE per UPT
Bus	\$10.92	\$224.88	0.0	0.3	\$743.27
Demand Response	\$5.25	\$71.80	0.1	1.9	\$38.54
Total	\$5.54	\$77.04	0.1	1.8	\$42.57

2023 Annual Agency Profile - Gaston County (NTD ID 40221)

2023 Funding Breakdown

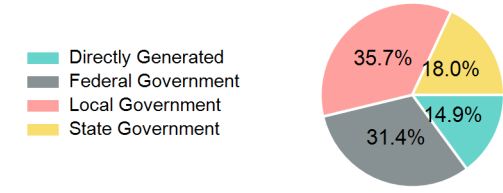
Summary of Operating Expenses (OE)

Mode	Operating Expenses	Fare Revenues
Bus	\$141,222	\$0
Demand Response	\$1,271,000	\$0
Total	\$1,412,222	\$0

Sources of Operating Funds Expended

Directly Generated	\$209,911
Federal Government	\$443,108
Local Government	\$504,723
State Government	\$254,480
Total Operating Funds Expended	\$1,412,222

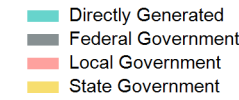
Operating Funding Sources



Capital Funding Sources

Sources of Capital Funds Expended

Directly Generated	\$0
Federal Government	\$0
Local Government	\$0
State Government	\$0
Total Capital Funds Expended	\$0



2023 Asset Management

Transit Asset Management (TAM) Tier: Tier II TAM Sponsor NTD ID: 4R06

Metrics

Mode	Average Fleet Age in Years
Bus	5.6
Demand Response	5.9