

2023 Annual Agency Profile - Alamance County Transportation Authority (NTD ID 40225)

Mailing Address: 128 ELECTRIC AVE
BURLINGTON, NC

Website: <http://www.acta-nc.com/>

Geographic Coverage

Primary Urbanized/Rural Area Burlington, NC
Service Area Population 171,415
Service Area Sq. Miles 102
Other Areas Served:
 North Carolina Non-UZA

Assets

Revenue Vehicles 27
Service Vehicles
Facilities

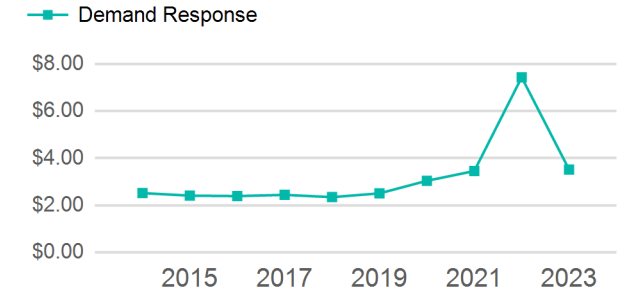
Service Consumed

Annual Unlinked Trips (UPT) 64,327

Service Supplied

Annual Vehicle Revenue Miles (VRM) 615,208
Annual Vehicle Revenue Hours (VRH) 39,962
Vehicles Operated in Maximum Service (VOMS) 27

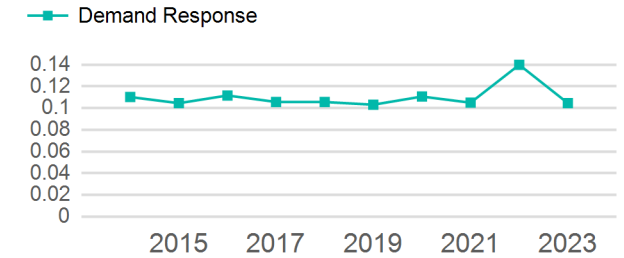
Operating Expenses per Vehicle Revenue Mile



Modal Characteristics

Mode	Annual Unlinked Passenger Trips	Directly Operated VOMS	Purchased Transportation VOMS	Annual Vehicle Revenue Miles	Annual Vehicle Revenue Hours
Demand Response	64,327	27	0	615,208	39,962
Total	64,327	27	0	615,208	39,962

Unlinked Passenger Trip per Vehicle Revenue Mile



Mode	Service Efficiency		Service Effectiveness		
	OE per VRM	OE per VRH	UPT per VRM	UPT per VRH	OE per UPT
Demand Response	\$3.52	\$54.11	0.1	1.6	\$33.62
Total	\$3.52	\$54.11	0.1	1.6	\$33.62

2023 Annual Agency Profile - Alamance County Transportation Authority (NTD ID 40225)

2023 Funding Breakdown

Summary of Operating Expenses (OE)

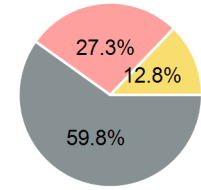
Mode	Operating Expenses	Fare Revenues
Demand Response	\$2,162,499	\$0
Total	\$2,162,499	\$0

Sources of Operating Funds Expended

Directly Generated	\$0
Federal Government	\$1,293,956
Local Government	\$591,180
State Government	\$277,363
Total Operating Funds Expended	\$2,162,499

Operating Funding Sources

- Directly Generated
- Federal Government
- Local Government
- State Government



Capital Funding Sources

- Directly Generated
- Federal Government
- Local Government
- State Government

Sources of Capital Funds Expended

Directly Generated	\$0
Federal Government	\$0
Local Government	\$0
State Government	\$0
Total Capital Funds Expended	\$0

2023 Asset Management

Transit Asset Management (TAM) Tier: Tier II TAM Sponsor NTD ID: 4R06

Metrics

Mode	Average Fleet Age in Years
Demand Response	3.3