

2023 Annual Agency Profile - Autonomous Municipality of Ponce (NTD ID 40234)

Mailing Address: CALLE COMERCIO FRENTE
PONCE, PR

Website: www.sitrasponce.com

Geographic Coverage

Primary Urbanized/Rural Area Ponce, PR
Service Area Population 79,650
Service Area Sq. Miles 40
Other Areas Served:

Assets

Revenue Vehicles 28
Service Vehicles 5
Facilities 7

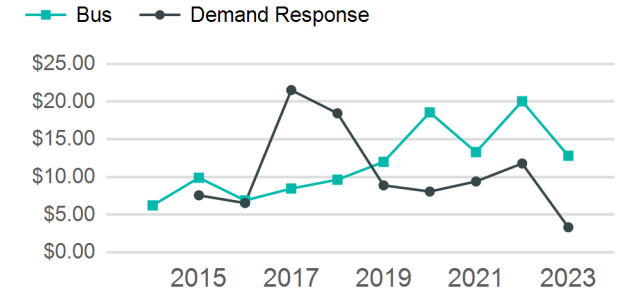
Service Consumed

Annual Unlinked Trips (UPT) 322,042

Service Supplied

Annual Vehicle Revenue Miles (VRM) 220,487
Annual Vehicle Revenue Hours (VRH) 23,431
Vehicles Operated in Maximum Service (VOMS) 28

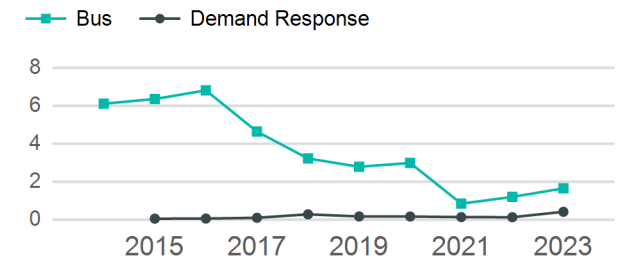
Operating Expenses per Vehicle Revenue Mile



Modal Characteristics

Mode	Annual Unlinked Passenger Trips	Directly Operated VOMS	Purchased Transportation VOMS	Annual Vehicle Revenue Miles	Annual Vehicle Revenue Hours
Bus	308,636	17	0	187,776	20,618
Demand Response	13,406	11	0	32,711	2,813
Total	322,042	28	0	220,487	23,431

Unlinked Passenger Trip per Vehicle Revenue Mile



Metrics

Service Efficiency

Service Effectiveness

Mode	OE per VRM	OE per VRH	UPT per VRM	UPT per VRH	OE per UPT
Bus	\$12.81	\$116.67	1.6	15.0	\$7.79
Demand Response	\$3.33	\$38.76	0.4	4.8	\$8.13
Total	\$11.40	\$107.32	1.5	13.7	\$7.81

2023 Annual Agency Profile - Autonomous Municipality of Ponce (NTD ID 40234)

2023 Funding Breakdown

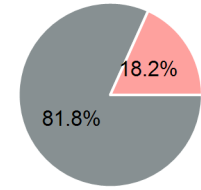
Summary of Operating Expenses (OE)

Mode	Operating Expenses	Fare Revenues
Bus	\$2,405,528	\$0
Demand Response	\$109,035	\$0
Total	\$2,514,563	\$0

Sources of Operating Funds Expended

Directly Generated	\$0
Federal Government	\$2,056,283
Local Government	\$458,280
State Government	\$0
Total Operating Funds Expended	\$2,514,563

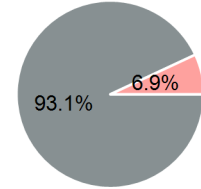
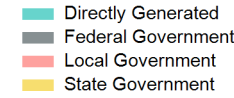
Operating Funding Sources



Sources of Capital Funds Expended

Directly Generated	\$0
Federal Government	\$614,076
Local Government	\$45,783
State Government	\$0
Total Capital Funds Expended	\$659,859

Capital Funding Sources



2023 Asset Management

Transit Asset Management (TAM) Tier: Tier II TAM Sponsor NTD ID: 4R09

Metrics

Mode	Average Fleet Age in Years
Bus	6.6
Demand Response	4.4