

2023 Annual Agency Profile - Aiken Area Council on Aging, Inc. (NTD ID 40235)

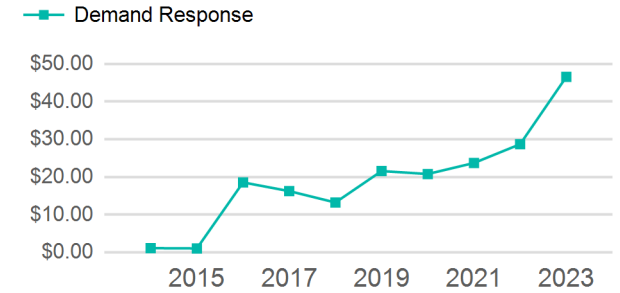
Mailing Address: 1310 EAST PINE LOG ROAD
Aiken, SC

Website: <http://aikensenior.org>

Service Consumed

Annual Unlinked Trips (UPT) 35,587

Operating Expenses per Vehicle Revenue Mile



Assets

Revenue Vehicles 22
Service Vehicles
Facilities 1

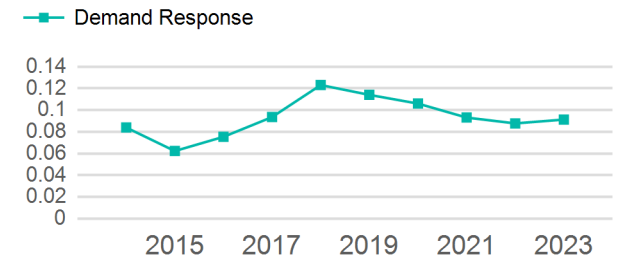
Service Supplied

Annual Vehicle Revenue Miles (VRM) 389,908
Annual Vehicle Revenue Hours (VRH) 21,569
Vehicles Operated in Maximum Service (VOMS) 21

Modal Characteristics

Mode	Annual Unlinked Passenger Trips	Directly Operated VOMS	Purchased Transportation VOMS	Annual Vehicle Revenue Miles	Annual Vehicle Revenue Hours
Demand Response	35,587	21	0	389,908	21,569
Total	35,587	21	0	389,908	21,569

Unlinked Passenger Trip per Vehicle Revenue Mile



Mode	Service Efficiency		Service Effectiveness		
	OE per VRM	OE per VRH	UPT per VRM	UPT per VRH	OE per UPT
Demand Response	\$4.25	\$76.78	0.1	1.6	\$46.54
Total	\$4.25	\$76.78	0.1	1.6	\$46.54

2023 Annual Agency Profile - Aiken Area Council on Aging, Inc. (NTD ID 40235)

2023 Funding Breakdown

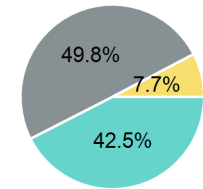
Summary of Operating Expenses (OE)

Mode	Operating Expenses	Fare Revenues
Demand Response	\$1,656,172	\$0
Total	\$1,656,172	\$0

Sources of Operating Funds Expended

Directly Generated	\$704,091
Federal Government	\$825,259
Local Government	\$0
State Government	\$126,822
Total Operating Funds Expended	\$1,656,172

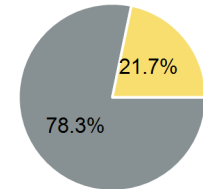
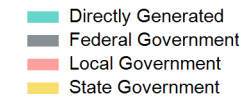
Operating Funding Sources



Sources of Capital Funds Expended

Directly Generated	\$0
Federal Government	\$46,440
Local Government	\$0
State Government	\$12,890
Total Capital Funds Expended	\$59,330

Capital Funding Sources



2023 Asset Management

Transit Asset Management (TAM) Tier	Tier II	TAM Sponsor NTD ID	4R07
--	---------	---------------------------	------

Metrics

Mode	Average Fleet Age in Years
Demand Response	5.8