

2023 Annual Agency Profile - Lancaster County Council on Aging (NTD ID 40237)

Mailing Address: 309 S PLANTATION RD
LANCASTER, SC

Website: <https://www.lancastercoa.org/transportation>

Geographic Coverage

Primary Urbanized/Rural Area Charlotte, NC--SC
Service Area Population 103,966
Service Area Sq. Miles 555
Other Areas Served:
 South Carolina Non-UZA, Rock Hill, SC

Assets

Revenue Vehicles 20
Service Vehicles
Facilities

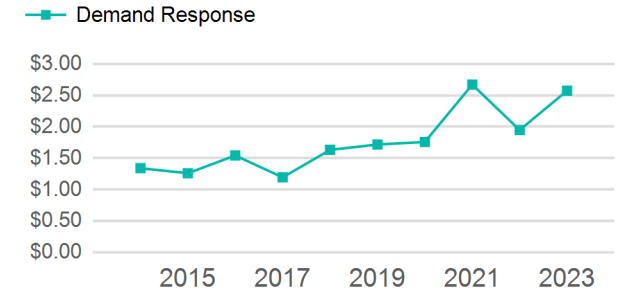
Service Consumed

Annual Unlinked Trips (UPT) 24,845

Service Supplied

Annual Vehicle Revenue Miles (VRM) 255,800
Annual Vehicle Revenue Hours (VRH) 17,628
Vehicles Operated in Maximum Service (VOMS) 13

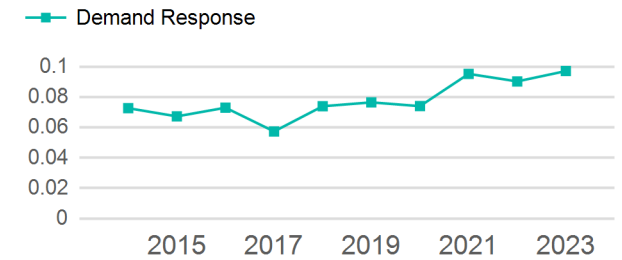
Operating Expenses per Vehicle Revenue Mile



Modal Characteristics

Mode	Annual Unlinked Passenger Trips	Directly Operated VOMS	Purchased Transportation VOMS	Annual Vehicle Revenue Miles	Annual Vehicle Revenue Hours
Demand Response	24,845	13	0	255,800	17,628
Total	24,845	13	0	255,800	17,628

Unlinked Passenger Trip per Vehicle Revenue Mile



Mode	Service Efficiency		Service Effectiveness		
	OE per VRM	OE per VRH	UPT per VRM	UPT per VRH	OE per UPT
Demand Response	\$2.57	\$37.35	0.1	1.4	\$26.50
Total	\$2.57	\$37.35	0.1	1.4	\$26.50

2023 Annual Agency Profile - Lancaster County Council on Aging (NTD ID 40237)

2023 Funding Breakdown

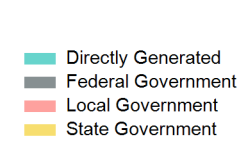
Summary of Operating Expenses (OE)

Mode	Operating Expenses	Fare Revenues
Demand Response	\$658,419	\$0
Total	\$658,419	\$0

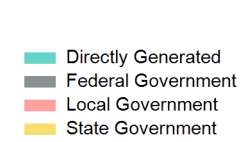
Sources of Operating Funds Expended

Directly Generated	\$370,143
Federal Government	\$126,751
Local Government	\$40,000
State Government	\$121,525
Total Operating Funds Expended	\$658,419

Operating Funding Sources



Capital Funding Sources



Sources of Capital Funds Expended

Directly Generated	\$0
Federal Government	\$14,192
Local Government	\$0
State Government	\$3,549
Total Capital Funds Expended	\$17,741

2023 Asset Management

Transit Asset Management (TAM) Tier	Tier II	TAM Sponsor NTD ID	4R07
--	---------	---------------------------	------

Metrics

Mode	Average Fleet Age in Years
Demand Response	4.8