

2023 Annual Agency Profile - City of Lauderdale Lakes (NTD ID 40250)

Mailing Address: 4300 NW 36TH ST
LAUDERDALE LAKES, FL

Website: <http://www.lauderdalelakes.org/459/Transportation>

Geographic Coverage

Primary Urbanized/Rural Area Miami--Fort Lauderdale, FL
Service Area Population 36,924
Service Area Sq. Miles 4
Other Areas Served:

Assets

Revenue Vehicles 10
Service Vehicles
Facilities

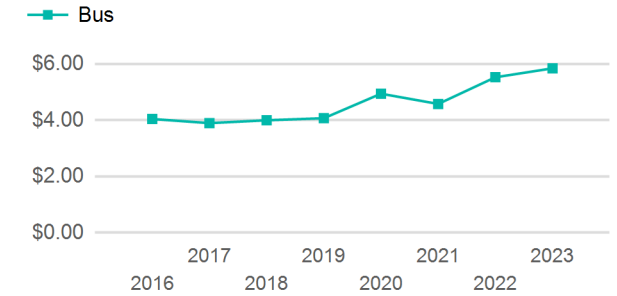
Service Consumed

Annual Unlinked Trips (UPT) 76,730

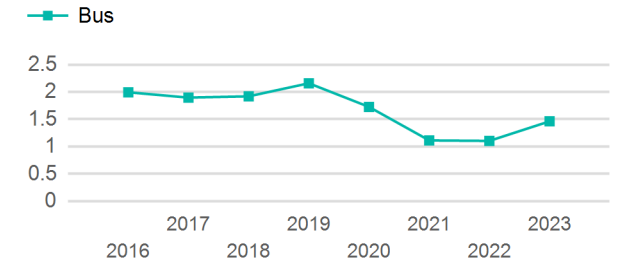
Service Supplied

Annual Vehicle Revenue Miles (VRM) 52,492
Annual Vehicle Revenue Hours (VRH) 5,488
Vehicles Operated in Maximum Service (VOMS) 2

Operating Expenses per Vehicle Revenue Mile



Unlinked Passenger Trip per Vehicle Revenue Mile



Modal Characteristics

Mode	Annual Unlinked Passenger Trips	Directly Operated VOMS	Purchased Transportation VOMS	Annual Vehicle Revenue Miles	Annual Vehicle Revenue Hours
Bus	76,730	0	2	52,492	5,488
Total	76,730	0	2	52,492	5,488

Service Efficiency

Service Effectiveness

Mode	OE per VRM	OE per VRH	UPT per VRM	UPT per VRH	OE per UPT
Bus	\$5.84	\$55.88	1.5	14.0	\$4.00
Total	\$5.84	\$55.88	1.5	14.0	\$4.00

2023 Annual Agency Profile - City of Lauderdale Lakes (NTD ID 40250)

2023 Funding Breakdown

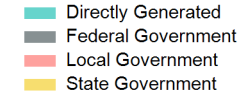
Summary of Operating Expenses (OE)

Mode	Operating Expenses	Fare Revenues
Bus	\$306,666	\$0
Total	\$306,666	\$0

Sources of Operating Funds Expended

Directly Generated	\$0
Federal Government	\$0
Local Government	\$315,917
State Government	\$0
Total Operating Funds Expended	\$315,917

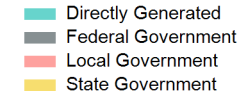
Operating Funding Sources



Capital Funding Sources

Sources of Capital Funds Expended

Directly Generated	\$0
Federal Government	\$0
Local Government	\$0
State Government	\$0
Total Capital Funds Expended	\$0



2023 Asset Management

Transit Asset Management (TAM) Tier Tier II

TAM Sponsor NTD ID

Metrics

Mode	Average Fleet Age in Years
Bus	6.9