

2023 Annual Agency Profile - City of Coral Springs (NTD ID 40253)

Mailing Address: 9500 W SAMPLE RD
CORAL SPRINGS, FL

Website: <https://www.coral Springs.org/Government/Departments/Parks-and-Recreation/Community-Bus>

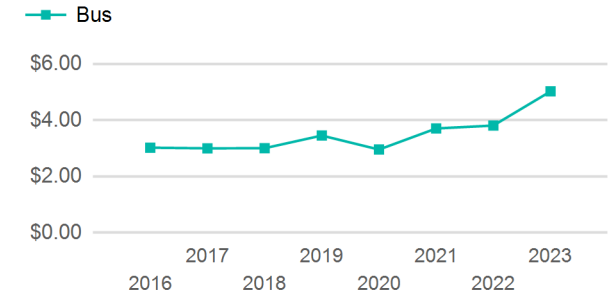
Geographic Coverage

Primary Urbanized/Rural Area Miami--Fort Lauderdale, FL
Service Area Population 129,485
Service Area Sq. Miles 24
Other Areas Served:

Service Consumed

Annual Unlinked Trips (UPT) 53,722

Operating Expenses per Vehicle Revenue Mile



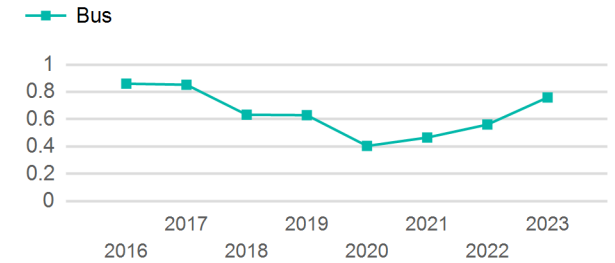
Assets

Revenue Vehicles 4
Service Vehicles
Facilities

Service Supplied

Annual Vehicle Revenue Miles (VRM) 70,720
Annual Vehicle Revenue Hours (VRH) 6,402
Vehicles Operated in Maximum Service (VOMS) 2

Unlinked Passenger Trip per Vehicle Revenue Mile



Modal Characteristics

Mode	Annual Unlinked Passenger Trips	Directly Operated VOMS	Purchased Transportation VOMS	Annual Vehicle Revenue Miles	Annual Vehicle Revenue Hours
Bus	53,722	0	2	70,720	6,402
Total	53,722	0	2	70,720	6,402

Metrics

Service Efficiency

Service Effectiveness

Mode	OE per VRM	OE per VRH	UPT per VRM	UPT per VRH	OE per UPT
Bus	\$5.02	\$55.49	0.8	8.4	\$6.61
Total	\$5.02	\$55.49	0.8	8.4	\$6.61

2023 Annual Agency Profile - City of Coral Springs (NTD ID 40253)

2023 Funding Breakdown

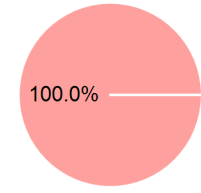
Summary of Operating Expenses (OE)

Mode	Operating Expenses	Fare Revenues
Bus	\$355,232	\$0
Total	\$355,232	\$0

Sources of Operating Funds Expended

Directly Generated	\$0
Federal Government	\$0
Local Government	\$373,733
State Government	\$0
Total Operating Funds Expended	\$373,733

Operating Funding Sources



Capital Funding Sources



Sources of Capital Funds Expended

Directly Generated	\$0
Federal Government	\$0
Local Government	\$0
State Government	\$0
Total Capital Funds Expended	\$0

2023 Asset Management

Transit Asset Management (TAM) Tier Tier II

TAM Sponsor NTD ID

Metrics

Mode	Average Fleet Age in Years
Bus	2.5