

2023 Annual Agency Profile - City of Lauderdale (NTD ID 40254)

Mailing Address: 5581 W OAKLAND PARK BLVD
LAUDERHILL, FL

Website: <https://www.lauderhill-fl.gov/community-services/community-shuttle>

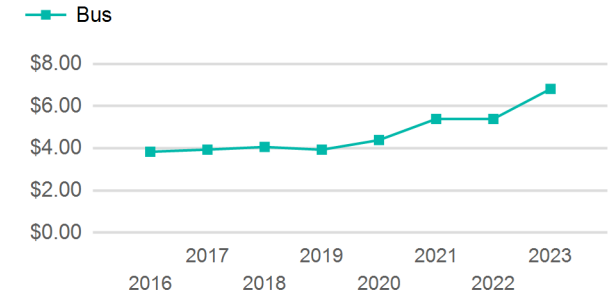
Geographic Coverage

Primary Urbanized/Rural Area Miami--Fort Lauderdale, FL
Service Area Population 70,964
Service Area Sq. Miles 9
Other Areas Served:

Service Consumed

Annual Unlinked Trips (UPT) 280,526

Operating Expenses per Vehicle Revenue Mile



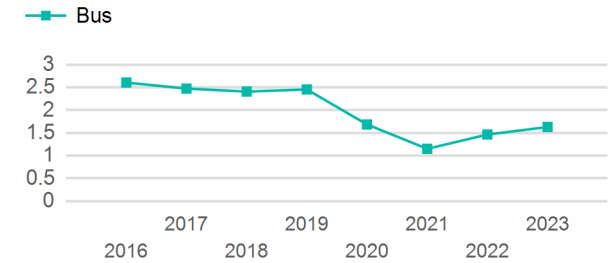
Assets

Revenue Vehicles 7
Service Vehicles
Facilities

Service Supplied

Annual Vehicle Revenue Miles (VRM) 172,151
Annual Vehicle Revenue Hours (VRH) 19,211
Vehicles Operated in Maximum Service (VOMS) 7

Unlinked Passenger Trip per Vehicle Revenue Mile



Modal Characteristics

Mode	Annual Unlinked Passenger Trips	Directly Operated VOMS	Purchased Transportation VOMS	Annual Vehicle Revenue Miles	Annual Vehicle Revenue Hours
Bus	280,526	0	7	172,151	19,211
Total	280,526	0	7	172,151	19,211

Metrics

Service Efficiency

Service Effectiveness

Mode	OE per VRM	OE per VRH	UPT per VRM	UPT per VRH	OE per UPT
Bus	\$6.81	\$61.05	1.6	14.6	\$4.18
Total	\$6.81	\$61.05	1.6	14.6	\$4.18

2023 Annual Agency Profile - City of Lauderhill (NTD ID 40254)

2023 Funding Breakdown

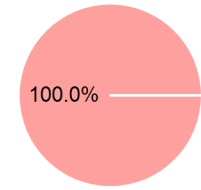
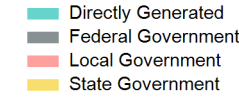
Summary of Operating Expenses (OE)

Mode	Operating Expenses	Fare Revenues
Bus	\$1,172,854	\$0
Total	\$1,172,854	\$0

Sources of Operating Funds Expended

Directly Generated	\$0
Federal Government	\$0
Local Government	\$1,237,610
State Government	\$0
Total Operating Funds Expended	\$1,237,610

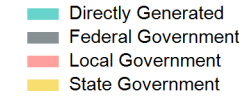
Operating Funding Sources



Capital Funding Sources

Sources of Capital Funds Expended

Directly Generated	\$0
Federal Government	\$0
Local Government	\$0
State Government	\$0
Total Capital Funds Expended	\$0



2023 Asset Management

Transit Asset Management (TAM) Tier Tier II

TAM Sponsor NTD ID

Metrics

Mode	Average Fleet Age in Years
Bus	3.1