

# 2023 Annual Agency Profile - City of Pompano Beach (NTD ID 40257)

**Mailing Address:** 100 W ATLANTIC BLVD  
POMPANO BEACH, FL

**Website:** <https://www.pompanobeachfl.gov/residents/resident-information/community-shuttle-program>

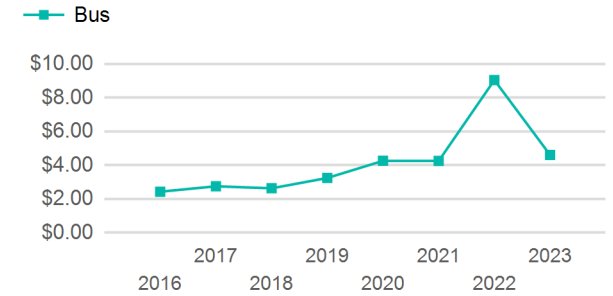
## Geographic Coverage

**Primary Urbanized/Rural Area** Miami--Fort Lauderdale, FL  
**Service Area Population** 111,954  
**Service Area Sq. Miles** 25  
**Other Areas Served:**

## Service Consumed

**Annual Unlinked Trips (UPT)** 65,743

## Operating Expenses per Vehicle Revenue Mile



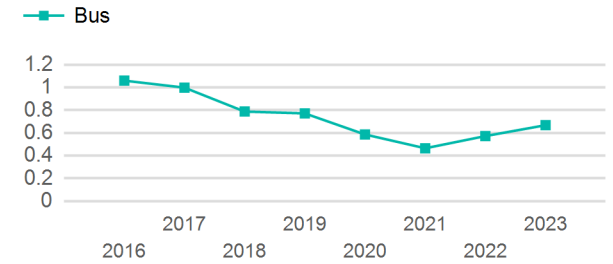
## Assets

**Revenue Vehicles** 4  
**Service Vehicles**  
**Facilities** 1

## Service Supplied

**Annual Vehicle Revenue Miles (VRM)** 98,462  
**Annual Vehicle Revenue Hours (VRH)** 7,405  
**Vehicles Operated in Maximum Service (VOMS)** 4

## Unlinked Passenger Trip per Vehicle Revenue Mile



## Modal Characteristics

Mode	Annual Unlinked Passenger Trips	Directly Operated VOMS	Purchased Transportation VOMS	Annual Vehicle Revenue Miles	Annual Vehicle Revenue Hours
Bus	65,743	0	4	98,462	7,405
<b>Total</b>	<b>65,743</b>	<b>0</b>	<b>4</b>	<b>98,462</b>	<b>7,405</b>

## Metrics

### Service Efficiency

### Service Effectiveness

Mode	OE per VRM	OE per VRH	UPT per VRM	UPT per VRH	OE per UPT
Bus	\$4.61	\$61.29	0.7	8.9	\$6.90
<b>Total</b>	<b>\$4.61</b>	<b>\$61.29</b>	<b>0.7</b>	<b>8.9</b>	<b>\$6.90</b>

# 2023 Annual Agency Profile - City of Pompano Beach (NTD ID 40257)

## 2023 Funding Breakdown

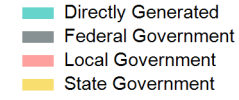
### Summary of Operating Expenses (OE)

Mode	Operating Expenses	Fare Revenues
Bus	\$453,826	\$0
<b>Total</b>	<b>\$453,826</b>	<b>\$0</b>

### Sources of Operating Funds Expended

Directly Generated	\$0
Federal Government	\$0
Local Government	\$463,076
State Government	\$0
<b>Total Operating Funds Expended</b>	<b>\$463,076</b>

### Operating Funding Sources



### Capital Funding Sources

### Sources of Capital Funds Expended

Directly Generated	\$0
Federal Government	\$0
Local Government	\$0
State Government	\$0
<b>Total Capital Funds Expended</b>	<b>\$0</b>



## 2023 Asset Management

Transit Asset Management (TAM) Tier Tier II

### TAM Sponsor NTD ID

### Metrics

Mode	Average Fleet Age in Years
Bus	2.0