

# 2023 Annual Agency Profile - Town of Davie (NTD ID 40262)

Mailing Address: 6591 ORANGE DR  
DAVIE, FL

Website: <https://www.davie-fl.gov/quicklinks.aspx?CID=85>

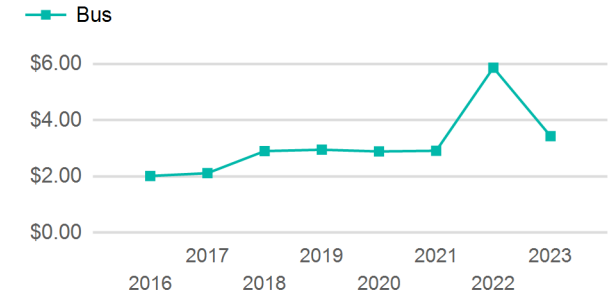
## Geographic Coverage

Primary Urbanized/Rural Area: Miami--Fort Lauderdale, FL  
 Service Area Population: 105,691  
 Service Area Sq. Miles: 36  
 Other Areas Served:

## Service Consumed

Annual Unlinked Trips (UPT): 51,999

## Operating Expenses per Vehicle Revenue Mile



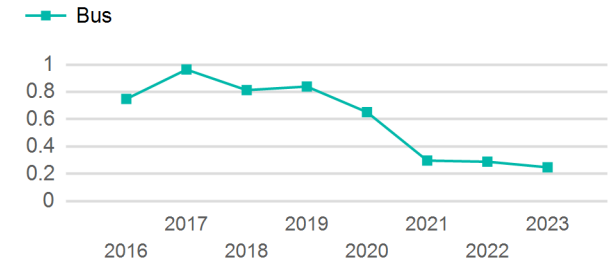
## Assets

Revenue Vehicles: 15  
 Service Vehicles:  
 Facilities: 1

## Service Supplied

Annual Vehicle Revenue Miles (VRM): 210,230  
 Annual Vehicle Revenue Hours (VRH): 14,735  
 Vehicles Operated in Maximum Service (VOMS): 6

## Unlinked Passenger Trip per Vehicle Revenue Mile



## Modal Characteristics

Mode	Annual Unlinked Passenger Trips	Directly Operated VOMS	Purchased Transportation VOMS	Annual Vehicle Revenue Miles	Annual Vehicle Revenue Hours
Bus	51,999	0	6	210,230	14,735
<b>Total</b>	<b>51,999</b>	<b>0</b>	<b>6</b>	<b>210,230</b>	<b>14,735</b>

## Metrics

### Service Efficiency

### Service Effectiveness

Mode	OE per VRM	OE per VRH	UPT per VRM	UPT per VRH	OE per UPT
Bus	\$3.43	\$48.96	0.2	3.5	\$13.87
<b>Total</b>	<b>\$3.43</b>	<b>\$48.96</b>	<b>0.2</b>	<b>3.5</b>	<b>\$13.87</b>

# 2023 Annual Agency Profile - Town of Davie (NTD ID 40262)

## 2023 Funding Breakdown

### Summary of Operating Expenses (OE)

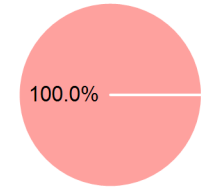
Mode	Operating Expenses	Fare Revenues
Bus	\$721,417	\$0
<b>Total</b>	<b>\$721,417</b>	<b>\$0</b>

### Sources of Operating Funds Expended

Directly Generated	\$0
Federal Government	\$0
Local Government	\$776,922
State Government	\$0
<b>Total Operating Funds Expended</b>	<b>\$776,922</b>

### Operating Funding Sources

- Directly Generated
- Federal Government
- Local Government
- State Government



### Capital Funding Sources

- Directly Generated
- Federal Government
- Local Government
- State Government

### Sources of Capital Funds Expended

Directly Generated	\$0
Federal Government	\$0
Local Government	\$0
State Government	\$0
<b>Total Capital Funds Expended</b>	<b>\$0</b>

## 2023 Asset Management

Transit Asset Management (TAM) Tier Tier II

TAM Sponsor NTD ID

### Metrics

Mode	Average Fleet Age in Years
Bus	6.6