

2023 Annual Agency Profile - Municipality of Ciales (NTD ID 40268)

Mailing Address: CALLE PALMER
CIALES, PR

Website:

Geographic Coverage

Primary Urbanized/Rural Area San Juan, PR
Service Area Population 16,513
Service Area Sq. Miles 66
Other Areas Served:
 Puerto Rico Non-UZA

Assets

Revenue Vehicles 1
Service Vehicles
Facilities 2

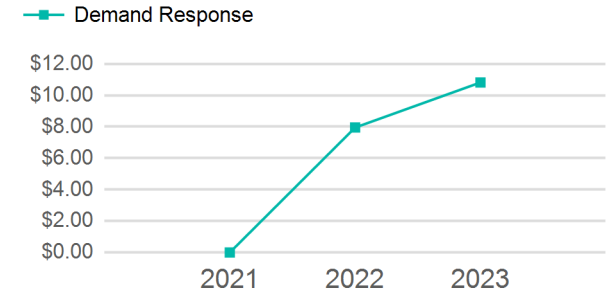
Service Consumed

Annual Unlinked Trips (UPT) 66

Service Supplied

Annual Vehicle Revenue Miles (VRM) 5,188
Annual Vehicle Revenue Hours (VRH) 429
Vehicles Operated in Maximum Service (VOMS) 1

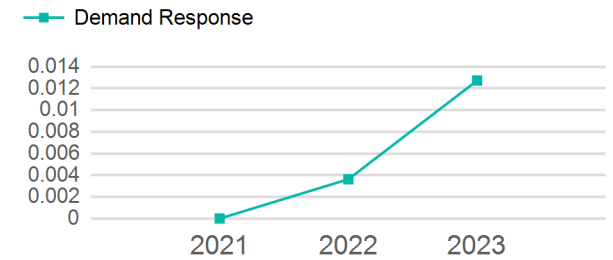
Operating Expenses per Vehicle Revenue Mile



Modal Characteristics

Mode	Annual Unlinked Passenger Trips	Directly Operated VOMS	Purchased Transportation VOMS	Annual Vehicle Revenue Miles	Annual Vehicle Revenue Hours
Demand Response	66	1	0	5,188	429
Total	66	1	0	5,188	429

Unlinked Passenger Trip per Vehicle Revenue Mile



Metrics

Mode	Service Efficiency		Service Effectiveness		
	OE per VRM	OE per VRH	UPT per VRM	UPT per VRH	OE per UPT
Demand Response	\$10.82	\$130.79	0.0	0.2	\$850.17
Total	\$10.82	\$130.79	0.0	0.2	\$850.17

2023 Annual Agency Profile - Municipality of Ciales (NTD ID 40268)

2023 Funding Breakdown

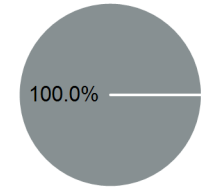
Summary of Operating Expenses (OE)

Mode	Operating Expenses	Fare Revenues
Demand Response	\$56,111	\$0
Total	\$56,111	\$0

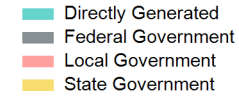
Sources of Operating Funds Expended

Directly Generated	\$0
Federal Government	\$56,111
Local Government	\$0
State Government	\$0
Total Operating Funds Expended	\$56,111

Operating Funding Sources



Capital Funding Sources



Sources of Capital Funds Expended

Directly Generated	\$0
Federal Government	\$0
Local Government	\$0
State Government	\$0
Total Capital Funds Expended	\$0

2023 Asset Management

Transit Asset Management (TAM) Tier	Tier II	TAM Sponsor NTD ID	4R09
--	---------	---------------------------	------

Metrics

Mode	Average Fleet Age in Years
Demand Response	11.0