

2023 Annual Agency Profile - Town of Apex (NTD ID 40277)

Mailing Address: PO Box 250
Apex, NC

Website: www.apexnc.org/GoApex

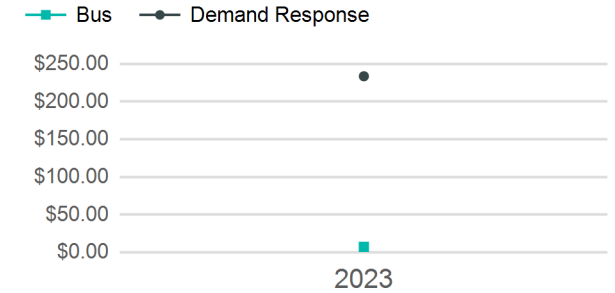
Geographic Coverage

Primary Urbanized/Rural Area Raleigh, NC
Service Area Population 33,463
Service Area Sq. Miles 11
Other Areas Served:

Service Consumed

Annual Unlinked Trips (UPT) 12,229

Operating Expenses per Vehicle Revenue Mile



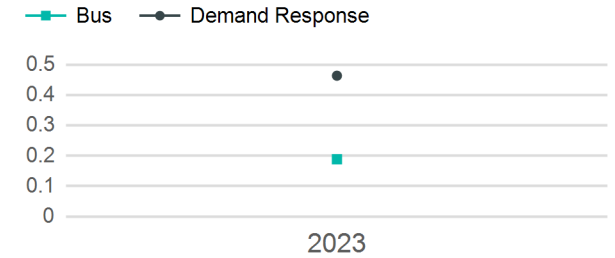
Assets

Revenue Vehicles 27
Service Vehicles
Facilities

Service Supplied

Annual Vehicle Revenue Miles (VRM) 64,375
Annual Vehicle Revenue Hours (VRH) 4,508
Vehicles Operated in Maximum Service (VOMS) 2

Unlinked Passenger Trip per Vehicle Revenue Mile



Modal Characteristics

Mode	Annual Unlinked Passenger Trips	Directly Operated VOMS	Purchased Transportation VOMS	Annual Vehicle Revenue Miles	Annual Vehicle Revenue Hours
Bus	12,075	0	1	64,043	4,481
Demand Response	154	0	1	332	27
Total	12,229	0	2	64,375	4,508

Metrics

Service Efficiency

Service Effectiveness

Mode	OE per VRM	OE per VRH	UPT per VRM	UPT per VRH	OE per UPT
Bus	\$7.34	\$104.97	0.2	2.7	\$38.95
Demand Response	\$233.60	\$2,872.44	0.5	5.7	\$503.60
Total	\$8.51	\$121.55	0.2	2.7	\$44.81

2023 Annual Agency Profile - Town of Apex (NTD ID 40277)

2023 Funding Breakdown

Summary of Operating Expenses (OE)

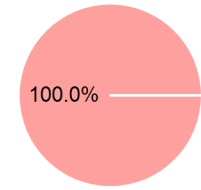
Mode	Operating Expenses	Fare Revenues
Bus	\$470,379	\$0
Demand Response	\$77,556	\$0
Total	\$547,935	\$0

Sources of Operating Funds Expended

Directly Generated	\$0
Federal Government	\$0
Local Government	\$587,710
State Government	\$0
Total Operating Funds Expended	\$587,710

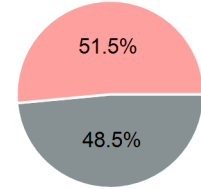
Operating Funding Sources

- Directly Generated
- Federal Government
- Local Government
- State Government



Capital Funding Sources

- Directly Generated
- Federal Government
- Local Government
- State Government



Sources of Capital Funds Expended

Directly Generated	\$0
Federal Government	\$130,478
Local Government	\$138,506
State Government	\$0
Total Capital Funds Expended	\$268,984

2023 Asset Management

Transit Asset Management (TAM) Tier Tier II

TAM Sponsor NTD ID

Metrics

Mode	Average Fleet Age in Years
Bus	0.0
Demand Response	0.0