

2023 Annual Agency Profile - Macon County (NTD ID 40903)

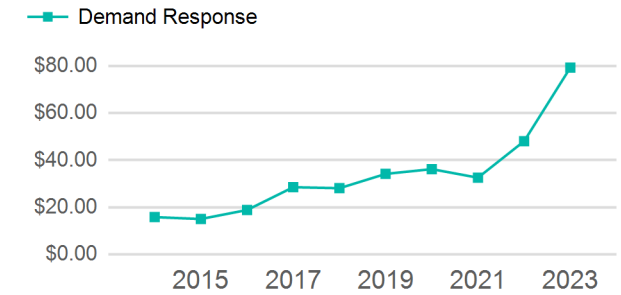
Mailing Address: 121 S SUMTER ST
OGLETHORPE, GA

Website: <https://www.maconcountyga.gov/transit.cfm>

Service Consumed

Annual Unlinked Trips (UPT) 2,282

Operating Expenses per Vehicle Revenue Mile



Assets

Revenue Vehicles 3
Service Vehicles
Facilities

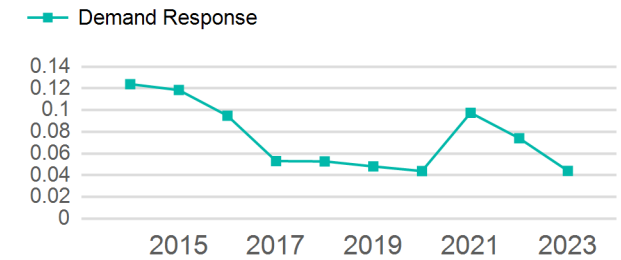
Service Supplied

Annual Vehicle Revenue Miles (VRM) 51,856
Annual Vehicle Revenue Hours (VRH) 2,523
Vehicles Operated in Maximum Service (VOMS) 3

Modal Characteristics

Mode	Annual Unlinked Passenger Trips	Directly Operated VOMS	Purchased Transportation VOMS	Annual Vehicle Revenue Miles	Annual Vehicle Revenue Hours
Demand Response	2,282	0	3	51,856	2,523
Total	2,282	0	3	51,856	2,523

Unlinked Passenger Trip per Vehicle Revenue Mile



Metrics

Mode	Service Efficiency		Service Effectiveness		
	OE per VRM	OE per VRH	UPT per VRM	UPT per VRH	OE per UPT
Demand Response	\$3.49	\$71.68	0.0	0.9	\$79.25
Total	\$3.49	\$71.68	0.0	0.9	\$79.25

2023 Annual Agency Profile - Macon County (NTD ID 40903)

2023 Funding Breakdown

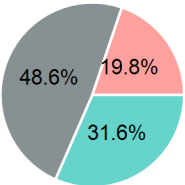
Summary of Operating Expenses (OE)

Sources of Operating Funds Expended

Operating Funding Sources

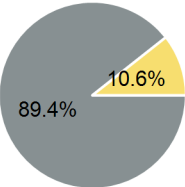
Mode	Operating Expenses	Fare Revenues
Demand Response	\$180,851	\$0
Total	\$180,851	\$0

Directly Generated	\$57,123
Federal Government	\$87,955
Local Government	\$35,773
State Government	\$0
Total Operating Funds Expended	\$180,851



Capital Funding Sources

Sources of Capital Funds Expended



Directly Generated	\$0
Federal Government	\$102,199
Local Government	\$0
State Government	\$12,150
Total Capital Funds Expended	\$114,349

2023 Asset Management

Transit Asset Management (TAM) Tier	Tier II	TAM Sponsor NTD ID	4R03
Metrics			

Mode	Average Fleet Age in Years
Demand Response	3.7