

2023 Annual Agency Profile - Three Rivers Regional Commission (NTD ID 40905)

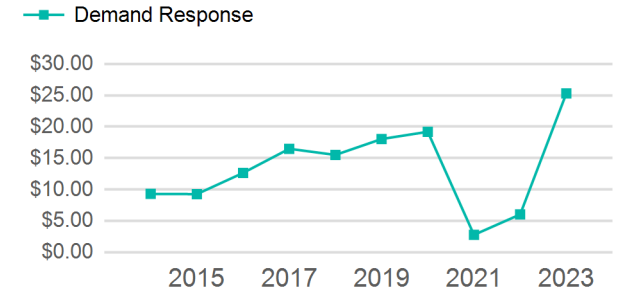
Mailing Address: 120 N HILL ST
GRIFFIN, GA

Website: <https://www.threeriversrc.com/transportation.php>

Service Consumed

Annual Unlinked Trips (UPT) 75,878

Operating Expenses per Vehicle Revenue Mile



Assets

Revenue Vehicles 23
Service Vehicles
Facilities

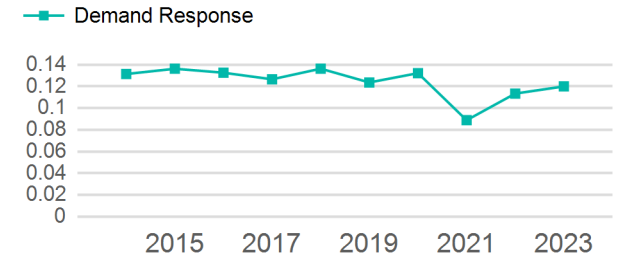
Service Supplied

Annual Vehicle Revenue Miles (VRM) 632,330
Annual Vehicle Revenue Hours (VRH) 39,246
Vehicles Operated in Maximum Service (VOMS) 26

Modal Characteristics

Mode	Annual Unlinked Passenger Trips	Directly Operated VOMS	Purchased Transportation VOMS	Annual Vehicle Revenue Miles	Annual Vehicle Revenue Hours
Demand Response	75,878	0	26	632,330	39,246
Total	75,878	0	26	632,330	39,246

Unlinked Passenger Trip per Vehicle Revenue Mile



Mode	Service Efficiency		Service Effectiveness		
	OE per VRM	OE per VRH	UPT per VRM	UPT per VRH	OE per UPT
Demand Response	\$3.04	\$48.92	0.1	1.9	\$25.30
Total	\$3.04	\$48.92	0.1	1.9	\$25.30

2023 Annual Agency Profile - Three Rivers Regional Commission (NTD ID 40905)

2023 Funding Breakdown

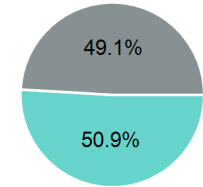
Summary of Operating Expenses (OE)

Mode	Operating Expenses	Fare Revenues
Demand Response	\$1,919,774	\$0
Total	\$1,919,774	\$0

Sources of Operating Funds Expended

Directly Generated	\$977,721
Federal Government	\$942,053
Local Government	\$0
State Government	\$0
Total Operating Funds Expended	\$1,919,774

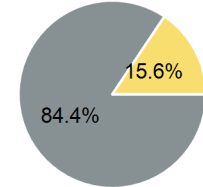
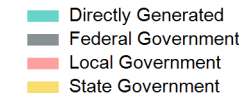
Operating Funding Sources



Sources of Capital Funds Expended

Directly Generated	\$0
Federal Government	\$306,714
Local Government	\$0
State Government	\$56,683
Total Capital Funds Expended	\$363,397

Capital Funding Sources



2023 Asset Management

Transit Asset Management (TAM) Tier	Tier II	TAM Sponsor NTD ID	4R03
--	---------	---------------------------	------

Metrics

Mode	Average Fleet Age in Years
Demand Response	4.6