

2023 Annual Agency Profile - Middle Kentucky River Area Development Council, Inc. (NTD ID 40909)

Mailing Address: 171 HOWELL HTS
JACKSON, KY

Website: www.mkcap.org

Service Consumed

Annual Unlinked Trips (UPT) 14,218

Service Supplied

Annual Vehicle Revenue Miles (VRM) 330,150

Annual Vehicle Revenue Hours (VRH) 32,271

Vehicles Operated in Maximum Service (VOMS) 16

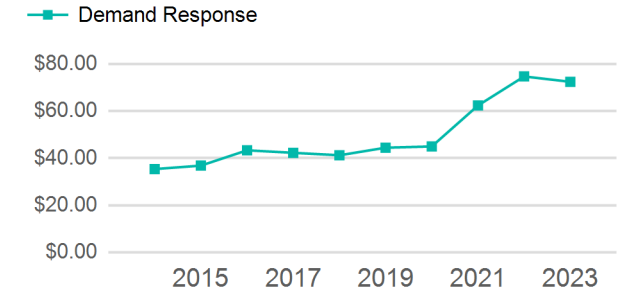
Assets

Revenue Vehicles 17

Service Vehicles

Facilities 2

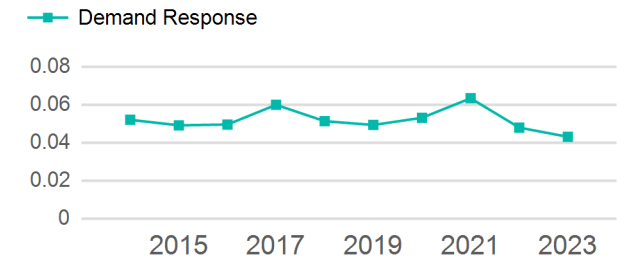
Operating Expenses per Vehicle Revenue Mile



Modal Characteristics

Mode	Annual Unlinked Passenger Trips	Directly Operated VOMS	Purchased Transportation VOMS	Annual Vehicle Revenue Miles	Annual Vehicle Revenue Hours
Demand Response	14,218	16	0	330,150	32,271
Total	14,218	16	0	330,150	32,271

Unlinked Passenger Trip per Vehicle Revenue Mile



Mode	Service Efficiency		Service Effectiveness		
	OE per VRM	OE per VRH	UPT per VRM	UPT per VRH	OE per UPT
Demand Response	\$3.12	\$31.89	0.0	0.4	\$72.39
Total	\$3.12	\$31.89	0.0	0.4	\$72.39

2023 Annual Agency Profile - Middle Kentucky River Area Development Council, Inc. (NTD ID 40909)

2023 Funding Breakdown

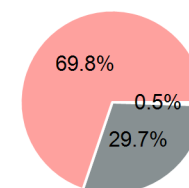
Summary of Operating Expenses (OE)

Mode	Operating Expenses	Fare Revenues
Demand Response	\$1,029,265	\$0
Total	\$1,029,265	\$0

Sources of Operating Funds Expended

Directly Generated	\$5,297
Federal Government	\$305,560
Local Government	\$718,408
State Government	\$0
Total Operating Funds Expended	\$1,029,265

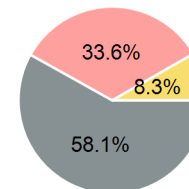
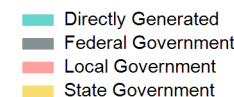
Operating Funding Sources



Sources of Capital Funds Expended

Directly Generated	\$0
Federal Government	\$70,000
Local Government	\$40,490
State Government	\$10,000
Total Capital Funds Expended	\$120,490

Capital Funding Sources



2023 Asset Management

Transit Asset Management (TAM) Tier Tier II

TAM Sponsor NTD ID 4R04

Metrics

Mode	Average Fleet Age in Years
Demand Response	4.2