

2023 Annual Agency Profile - Graham County (NTD ID 40913)

Mailing Address: 12 N MAIN ST
ROBBINSVILLE, NC

Website: <http://www.GRAHAMCOUNTY.org>

Service Consumed

Annual Unlinked Trips (UPT) 18,006

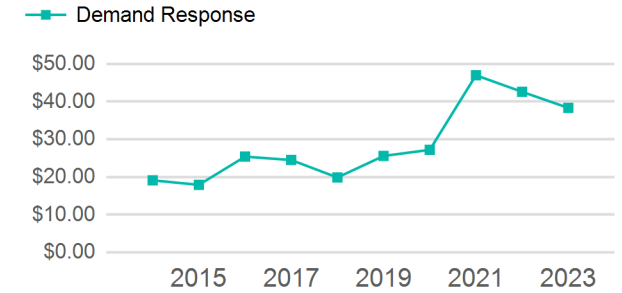
Assets

Revenue Vehicles 9
Service Vehicles
Facilities 1

Service Supplied

Annual Vehicle Revenue Miles (VRM) 267,048
Annual Vehicle Revenue Hours (VRH) 13,776
Vehicles Operated in Maximum Service (VOMS) 8

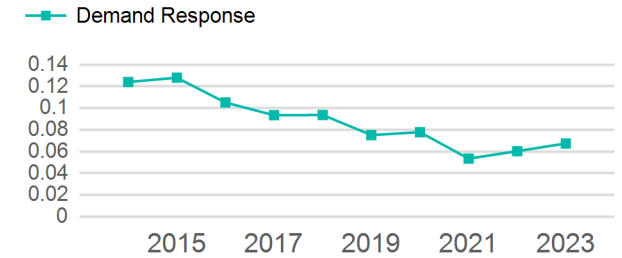
Operating Expenses per Vehicle Revenue Mile



Modal Characteristics

Mode	Annual Unlinked Passenger Trips	Directly Operated VOMS	Purchased Transportation VOMS	Annual Vehicle Revenue Miles	Annual Vehicle Revenue Hours
Demand Response	18,006	8	0	267,048	13,776
Total	18,006	8	0	267,048	13,776

Unlinked Passenger Trip per Vehicle Revenue Mile



Metrics

Mode	Service Efficiency		Service Effectiveness		
	OE per VRM	OE per VRH	UPT per VRM	UPT per VRH	OE per UPT
Demand Response	\$2.58	\$50.10	0.1	1.3	\$38.33
Total	\$2.58	\$50.10	0.1	1.3	\$38.33

2023 Annual Agency Profile - Graham County (NTD ID 40913)

2023 Funding Breakdown

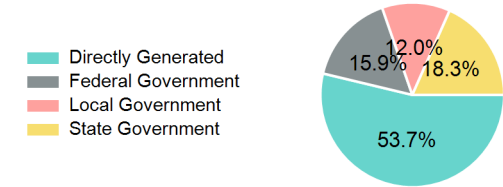
Summary of Operating Expenses (OE)

Mode	Operating Expenses	Fare Revenues
Demand Response	\$690,199	\$0
Total	\$690,199	\$0

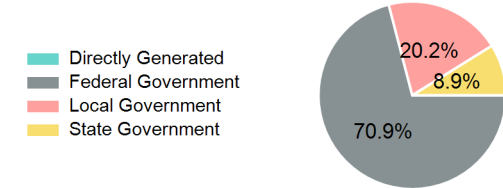
Sources of Operating Funds Expended

Directly Generated	\$370,811
Federal Government	\$110,023
Local Government	\$82,906
State Government	\$126,459
Total Operating Funds Expended	\$690,199

Operating Funding Sources



Capital Funding Sources



Sources of Capital Funds Expended

Directly Generated	\$0
Federal Government	\$178,730
Local Government	\$50,856
State Government	\$22,340
Total Capital Funds Expended	\$251,926

2023 Asset Management

Transit Asset Management (TAM) Tier	Tier II	TAM Sponsor NTD ID	4R06
--	---------	---------------------------	------

Metrics

Mode	Average Fleet Age in Years
Demand Response	4.0