

2023 Annual Agency Profile - Wilkes Transportation Authority (NTD ID 40918)

Mailing Address: 1010 SPRING ST
WILKESBORO, NC

Website: <http://www.wta1.org/>

Service Consumed

Annual Unlinked Trips (UPT) 98,855

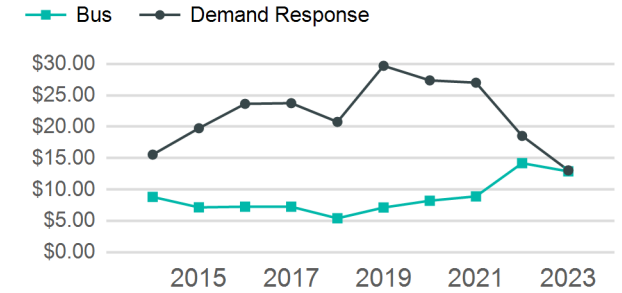
Service Supplied

Annual Vehicle Revenue Miles (VRM) 961,170

Annual Vehicle Revenue Hours (VRH) 57,845

Vehicles Operated in Maximum Service (VOMS) 21

Operating Expenses per Vehicle Revenue Mile



Assets

Revenue Vehicles 26

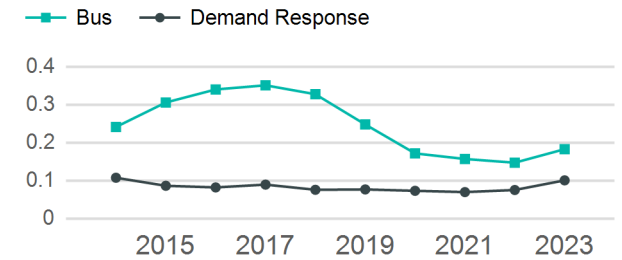
Service Vehicles

Facilities

Modal Characteristics

Mode	Annual Unlinked Passenger Trips	Directly Operated VOMS	Purchased Transportation VOMS	Annual Vehicle Revenue Miles	Annual Vehicle Revenue Hours
Demand Response	94,139	20	0	935,375	55,785
Bus	4,716	1	0	25,795	2,060
Total	98,855	21	0	961,170	57,845

Unlinked Passenger Trip per Vehicle Revenue Mile



Metrics

Service Efficiency

Service Effectiveness

Mode	OE per VRM	OE per VRH	UPT per VRM	UPT per VRH	OE per UPT
Demand Response	\$1.31	\$22.04	0.1	1.7	\$13.06
Bus	\$2.36	\$29.52	0.2	2.3	\$12.89
Total	\$1.34	\$22.30	0.1	1.7	\$13.05

2023 Annual Agency Profile - Wilkes Transportation Authority (NTD ID 40918)

2023 Funding Breakdown

Summary of Operating Expenses (OE)

Mode	Operating Expenses	Fare Revenues
Demand Response	\$1,229,411	\$0
Bus	\$60,811	\$0
Total	\$1,290,222	\$0

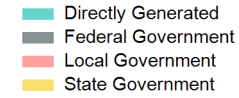
Sources of Operating Funds Expended

Directly Generated	\$534,242
Federal Government	\$498,934
Local Government	\$0
State Government	\$257,046
Total Operating Funds Expended	\$1,290,222

Operating Funding Sources



Capital Funding Sources



Sources of Capital Funds Expended

Directly Generated	\$0
Federal Government	\$0
Local Government	\$0
State Government	\$0
Total Capital Funds Expended	\$0

2023 Asset Management

Transit Asset Management (TAM) Tier: Tier II TAM Sponsor NTD ID: 4R06

Metrics

Mode	Average Fleet Age in Years
Demand Response	5.5
Bus	6.0