

2023 Annual Agency Profile - Randolph County Senior Adult Association Inc. (NTD ID 40921)

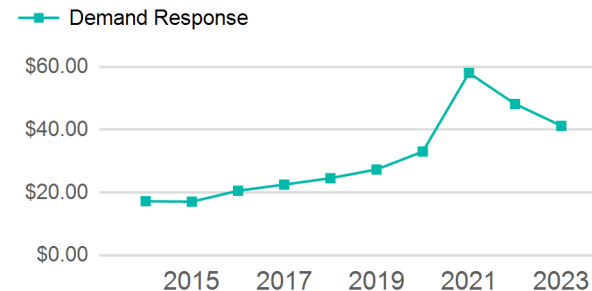
Mailing Address: 347 W SALISBURY ST STE A
ASHEBORO, NC

Website: <http://www.senioradults.org/Transportation.html>

Service Consumed

Annual Unlinked Trips (UPT) 42,428

Operating Expenses per Vehicle Revenue Mile



Assets

Revenue Vehicles	33
Service Vehicles	1
Facilities	1

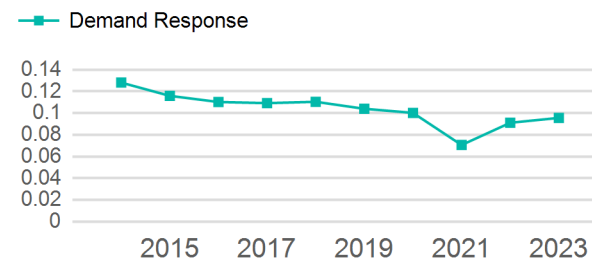
Service Supplied

Annual Vehicle Revenue Miles (VRM)	443,860
Annual Vehicle Revenue Hours (VRH)	27,271
Vehicles Operated in Maximum Service (VOMS)	14

Modal Characteristics

Mode	Annual Unlinked Passenger Trips	Directly Operated VOMS	Purchased Transportation VOMS	Annual Vehicle Revenue Miles	Annual Vehicle Revenue Hours
Demand Response	42,428	13	1	443,860	27,271
Total	42,428	13	1	443,860	27,271

Unlinked Passenger Trip per Vehicle Revenue Mile



Metrics

Service Efficiency

Service Effectiveness

Mode	OE per VRM	OE per VRH	UPT per VRM	UPT per VRH	OE per UPT
Demand Response	\$3.94	\$64.19	0.1	1.6	\$41.26
Total	\$3.94	\$64.19	0.1	1.6	\$41.26

2023 Annual Agency Profile - Randolph County Senior Adult Association Inc. (NTD ID 40921)

2023 Funding Breakdown

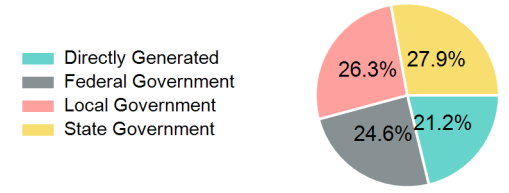
Summary of Operating Expenses (OE)

Mode	Operating Expenses	Fare Revenues
Demand Response	\$1,750,555	\$0
Total	\$1,750,555	\$0

Sources of Operating Funds Expended

Directly Generated	\$371,672
Federal Government	\$430,214
Local Government	\$460,867
State Government	\$487,802
Total Operating Funds Expended	\$1,750,555

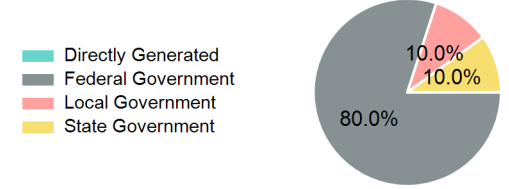
Operating Funding Sources



Sources of Capital Funds Expended

Directly Generated	\$0
Federal Government	\$195,880
Local Government	\$24,486
State Government	\$24,485
Total Capital Funds Expended	\$244,851

Capital Funding Sources



2023 Asset Management

Transit Asset Management (TAM) Tier	Tier II	TAM Sponsor NTD ID	4R06
--	---------	---------------------------	------

Metrics

Mode	Average Fleet Age in Years
Demand Response	4.5