

2023 Annual Agency Profile - South Central Community Action Agency, Inc. (NTD ID 40922)

Mailing Address: 406 MAIN ST N
MENDENHALL, MS

Website: www.yoursccaa.com

Service Consumed

Annual Unlinked Trips (UPT) 17,928

Service Supplied

Annual Vehicle Revenue Miles (VRM) 457,952

Annual Vehicle Revenue Hours (VRH) 20,061

Vehicles Operated in Maximum Service (VOMS) 18

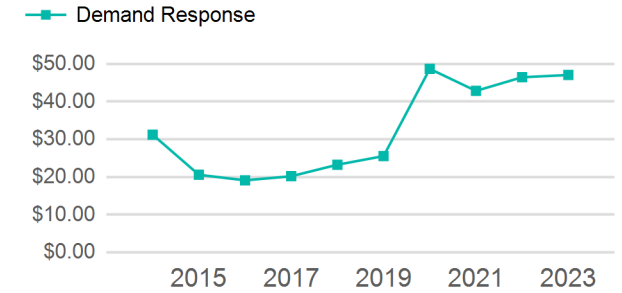
Assets

Revenue Vehicles 31

Service Vehicles

Facilities

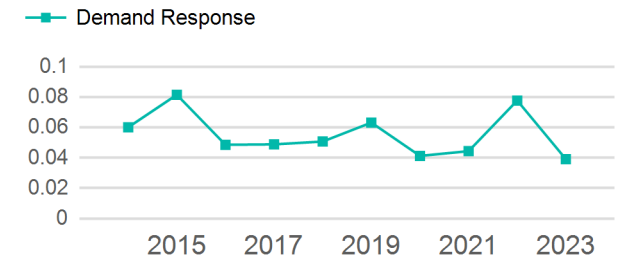
Operating Expenses per Vehicle Revenue Mile



Modal Characteristics

Mode	Annual Unlinked Passenger Trips	Directly Operated VOMS	Purchased Transportation VOMS	Annual Vehicle Revenue Miles	Annual Vehicle Revenue Hours
Demand Response	17,928	18	0	457,952	20,061
Total	17,928	18	0	457,952	20,061

Unlinked Passenger Trip per Vehicle Revenue Mile



Metrics

Mode	Service Efficiency		Service Effectiveness		
	OE per VRM	OE per VRH	UPT per VRM	UPT per VRH	OE per UPT
Demand Response	\$1.84	\$42.05	0.0	0.9	\$47.05
Total	\$1.84	\$42.05	0.0	0.9	\$47.05

2023 Annual Agency Profile - South Central Community Action Agency, Inc. (NTD ID 40922)

2023 Funding Breakdown

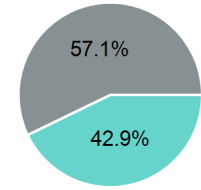
Summary of Operating Expenses (OE)

Mode	Operating Expenses	Fare Revenues
Demand Response	\$843,517	\$0
Total	\$843,517	\$0

Sources of Operating Funds Expended

Directly Generated	\$361,468
Federal Government	\$482,049
Local Government	\$0
State Government	\$0
Total Operating Funds Expended	\$843,517

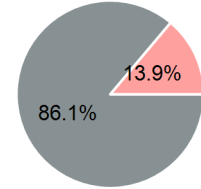
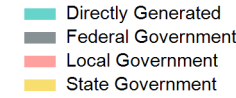
Operating Funding Sources



Sources of Capital Funds Expended

Directly Generated	\$0
Federal Government	\$206,136
Local Government	\$33,144
State Government	\$0
Total Capital Funds Expended	\$239,280

Capital Funding Sources



2023 Asset Management

Transit Asset Management (TAM) Tier	Tier II	TAM Sponsor NTD ID	4R05
--	---------	---------------------------	------

Metrics

Mode	Average Fleet Age in Years
Demand Response	6.5