

2023 Annual Agency Profile - Liberty County Board of County Commissioners (NTD ID 40923)

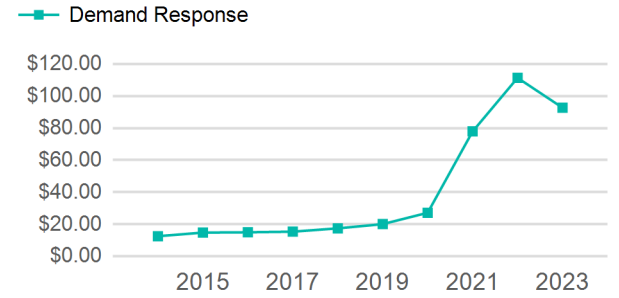
Mailing Address: 10818 NW STATE ROAD 20
BRISTOL, FL

Website: <https://libertycountyfl.org/transit/>

Service Consumed

Annual Unlinked Trips (UPT) 6,153

Operating Expenses per Vehicle Revenue Mile



Assets

Revenue Vehicles	14
Service Vehicles	1
Facilities	1

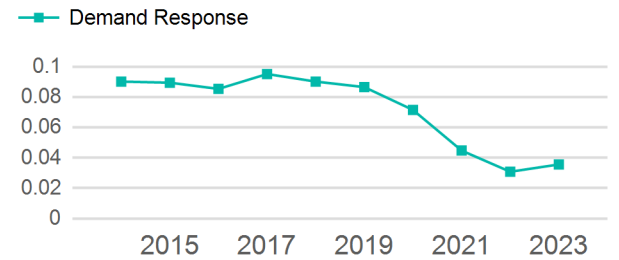
Service Supplied

Annual Vehicle Revenue Miles (VRM)	172,623
Annual Vehicle Revenue Hours (VRH)	4,554
Vehicles Operated in Maximum Service (VOMS)	9

Modal Characteristics

Mode	Annual Unlinked Passenger Trips	Directly Operated VOMS	Purchased Transportation VOMS	Annual Vehicle Revenue Miles	Annual Vehicle Revenue Hours
Demand Response	6,153	9	0	172,623	4,554
Total	6,153	9	0	172,623	4,554

Unlinked Passenger Trip per Vehicle Revenue Mile



Mode	Service Efficiency		Service Effectiveness		
	OE per VRM	OE per VRH	UPT per VRM	UPT per VRH	OE per UPT
Demand Response	\$3.30	\$125.21	0.0	1.4	\$92.67
Total	\$3.30	\$125.21	0.0	1.4	\$92.67

2023 Annual Agency Profile - Liberty County Board of County Commissioners (NTD ID 40923)

2023 Funding Breakdown

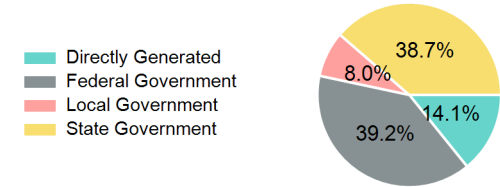
Summary of Operating Expenses (OE)

Mode	Operating Expenses	Fare Revenues
Demand Response	\$570,187	\$0
Total	\$570,187	\$0

Sources of Operating Funds Expended

Directly Generated	\$80,679
Federal Government	\$223,394
Local Government	\$45,641
State Government	\$220,473
Total Operating Funds Expended	\$570,187

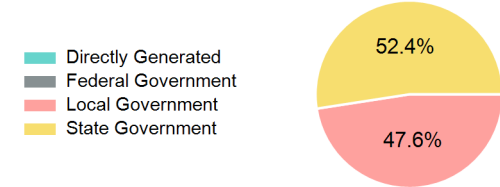
Operating Funding Sources



Sources of Capital Funds Expended

Directly Generated	\$0
Federal Government	\$0
Local Government	\$58,846
State Government	\$64,900
Total Capital Funds Expended	\$123,746

Capital Funding Sources



2023 Asset Management

Transit Asset Management (TAM) Tier	Tier II	TAM Sponsor NTD ID	4R02
--	---------	---------------------------	------

Metrics

Mode	Average Fleet Age in Years
Demand Response	9.4