

# 2023 Annual Agency Profile - Pulaski County (NTD ID 40925)

**Mailing Address:** 45 S LUMPKIN ST  
HAWKINSVILLE, GA

**Website:** <https://hawkinsville-pulaski.org/departments/transit/>

## Service Consumed

Annual Unlinked Trips (UPT) 3,840

## Service Supplied

Annual Vehicle Revenue Miles (VRM) 16,644

Annual Vehicle Revenue Hours (VRH) 1,980

Vehicles Operated in Maximum Service (VOMS) 2

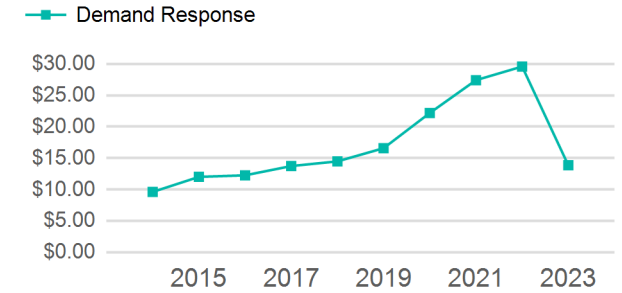
## Assets

Revenue Vehicles 2

Service Vehicles

Facilities

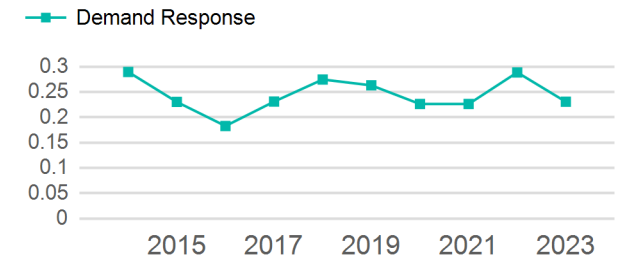
## Operating Expenses per Vehicle Revenue Mile



## Modal Characteristics

Mode	Annual Unlinked Passenger Trips	Directly Operated VOMS	Purchased Transportation VOMS	Annual Vehicle Revenue Miles	Annual Vehicle Revenue Hours
Demand Response	3,840	2	0	16,644	1,980
<b>Total</b>	<b>3,840</b>	<b>2</b>	<b>0</b>	<b>16,644</b>	<b>1,980</b>

## Unlinked Passenger Trip per Vehicle Revenue Mile



## Metrics

### Service Efficiency

### Service Effectiveness

Mode	OE per VRM	OE per VRH	UPT per VRM	UPT per VRH	OE per UPT
Demand Response	\$3.20	\$26.90	0.2	1.9	\$13.87
<b>Total</b>	<b>\$3.20</b>	<b>\$26.90</b>	<b>0.2</b>	<b>1.9</b>	<b>\$13.87</b>

# 2023 Annual Agency Profile - Pulaski County (NTD ID 40925)

## 2023 Funding Breakdown

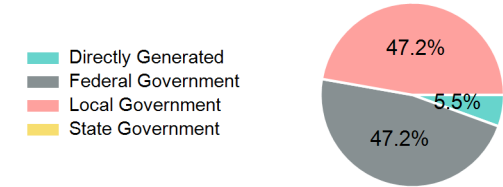
### Summary of Operating Expenses (OE)

Mode	Operating Expenses	Fare Revenues
Demand Response	\$53,255	\$0
<b>Total</b>	<b>\$53,255</b>	<b>\$0</b>

### Sources of Operating Funds Expended

Directly Generated	\$2,950
Federal Government	\$25,149
Local Government	\$25,156
State Government	\$0
<b>Total Operating Funds Expended</b>	<b>\$53,255</b>

### Operating Funding Sources



### Capital Funding Sources

### Sources of Capital Funds Expended

Directly Generated	\$0
Federal Government	\$0
Local Government	\$0
State Government	\$0
<b>Total Capital Funds Expended</b>	<b>\$0</b>



## 2023 Asset Management

<b>Transit Asset Management (TAM) Tier</b>	Tier II	<b>TAM Sponsor NTD ID</b>	4R03
--------------------------------------------	---------	---------------------------	------

### Metrics

Mode	Average Fleet Age in Years
Demand Response	7.0