

2023 Annual Agency Profile - Rockingham County Council on Aging (NTD ID 40929)

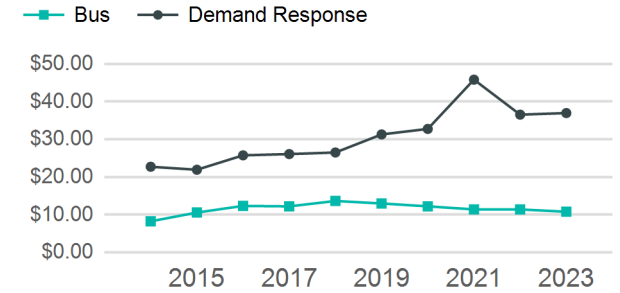
Mailing Address: 105 LAWSONVILLE AVE
REIDSVILLE, NC

Website: <http://www.adtsrc.org/>

Service Consumed

Annual Unlinked Trips (UPT) 71,693

Operating Expenses per Vehicle Revenue Mile



Assets

Revenue Vehicles	29
Service Vehicles	2
Facilities	1

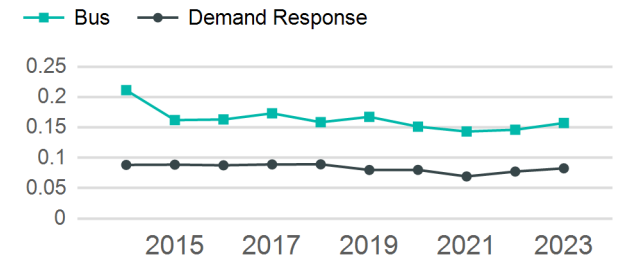
Service Supplied

Annual Vehicle Revenue Miles (VRM)	715,129
Annual Vehicle Revenue Hours (VRH)	40,774
Vehicles Operated in Maximum Service (VOMS)	18

Modal Characteristics

Mode	Annual Unlinked Passenger Trips	Directly Operated VOMS	Purchased Transportation VOMS	Annual Vehicle Revenue Miles	Annual Vehicle Revenue Hours
Demand Response	45,282	15	0	547,214	34,024
Bus	26,411	3	0	167,915	6,750
Total	71,693	18	0	715,129	40,774

Unlinked Passenger Trip per Vehicle Revenue Mile



Metrics

Service Efficiency

Service Effectiveness

Mode	OE per VRM	OE per VRH	UPT per VRM	UPT per VRH	OE per UPT
Demand Response	\$3.06	\$49.19	0.1	1.3	\$36.96
Bus	\$1.70	\$42.23	0.2	3.9	\$10.79
Total	\$2.74	\$48.04	0.1	1.8	\$27.32

2023 Annual Agency Profile - Rockingham County Council on Aging (NTD ID 40929)

2023 Funding Breakdown

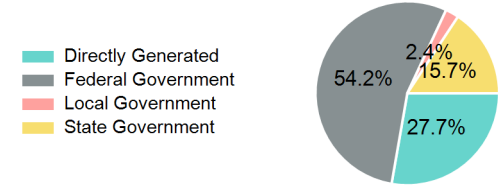
Summary of Operating Expenses (OE)

Mode	Operating Expenses	Fare Revenues
Demand Response	\$1,673,606	\$0
Bus	\$285,028	\$0
Total	\$1,958,634	\$0

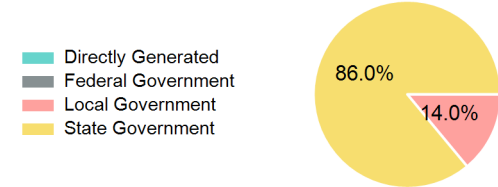
Sources of Operating Funds Expended

Directly Generated	\$543,519
Federal Government	\$1,061,704
Local Government	\$46,240
State Government	\$307,171
Total Operating Funds Expended	\$1,958,634

Operating Funding Sources



Capital Funding Sources



Sources of Capital Funds Expended

Directly Generated	\$0
Federal Government	\$0
Local Government	\$19,839
State Government	\$122,104
Total Capital Funds Expended	\$141,943

2023 Asset Management

Transit Asset Management (TAM) Tier: Tier II TAM Sponsor NTD ID: 4R06

Metrics

Mode	Average Fleet Age in Years
Demand Response	5.4
Bus	3.7