

2023 Annual Agency Profile - Wilkinson County Commission (NTD ID 40936)

Mailing Address: 100 BACON ST
IRWINTON, GA

Website: <https://www.wilkinsoncounty.net/transit/>

Service Consumed

Annual Unlinked Trips (UPT) 5,094

Service Supplied

Annual Vehicle Revenue Miles (VRM) 57,886

Annual Vehicle Revenue Hours (VRH) 3,285

Vehicles Operated in Maximum Service (VOMS) 3

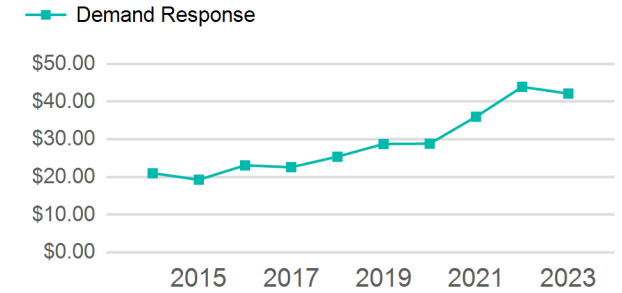
Assets

Revenue Vehicles 2

Service Vehicles

Facilities

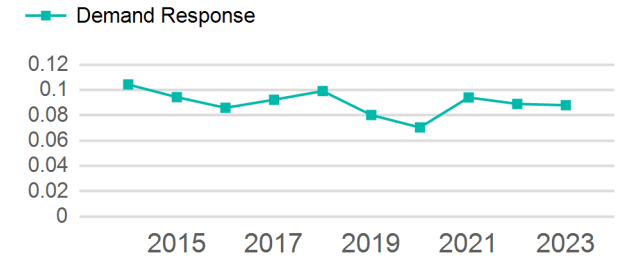
Operating Expenses per Vehicle Revenue Mile



Modal Characteristics

Mode	Annual Unlinked Passenger Trips	Directly Operated VOMS	Purchased Transportation VOMS	Annual Vehicle Revenue Miles	Annual Vehicle Revenue Hours
Demand Response	5,094	3	0	57,886	3,285
Total	5,094	3	0	57,886	3,285

Unlinked Passenger Trip per Vehicle Revenue Mile



Metrics

Service Efficiency

Service Effectiveness

Mode	OE per VRM	OE per VRH	UPT per VRM	UPT per VRH	OE per UPT
Demand Response	\$3.71	\$65.33	0.1	1.6	\$42.13
Total	\$3.71	\$65.33	0.1	1.6	\$42.13

2023 Annual Agency Profile - Wilkinson County Commission (NTD ID 40936)

2023 Funding Breakdown

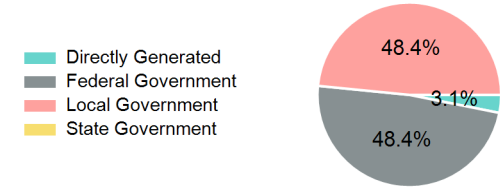
Summary of Operating Expenses (OE)

Mode	Operating Expenses	Fare Revenues
Demand Response	\$214,612	\$0
Total	\$214,612	\$0

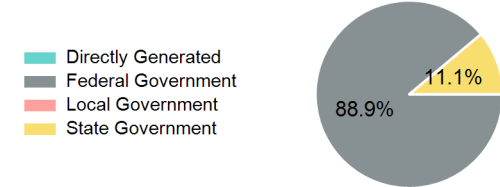
Sources of Operating Funds Expended

Directly Generated	\$6,708
Federal Government	\$103,948
Local Government	\$103,956
State Government	\$0
Total Operating Funds Expended	\$214,612

Operating Funding Sources



Capital Funding Sources



Sources of Capital Funds Expended

Directly Generated	\$0
Federal Government	\$1,963
Local Government	\$0
State Government	\$245
Total Capital Funds Expended	\$2,208

2023 Asset Management

Transit Asset Management (TAM) Tier	Tier II	TAM Sponsor NTD ID	4R03
--	---------	---------------------------	------

Metrics

Mode	Average Fleet Age in Years
Demand Response	6.0