

2023 Annual Agency Profile - Lincoln County (NTD ID 40942)

Mailing Address: 720 JOHN HOWELL MEMORIAL DRIVE
LINCOLNTON, NC

Website: <http://www.lincolncounty.org/tlc>

Service Consumed

Annual Unlinked Trips (UPT) 40,525

Service Supplied

Annual Vehicle Revenue Miles (VRM) 589,692

Annual Vehicle Revenue Hours (VRH) 29,430

Vehicles Operated in Maximum Service (VOMS) 16

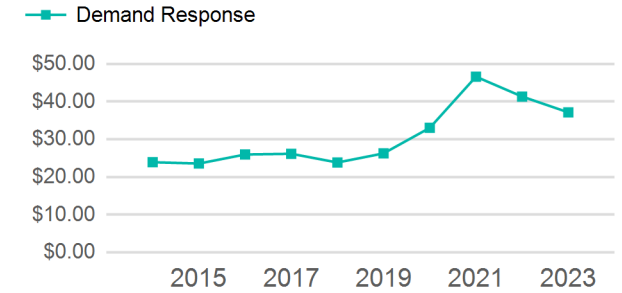
Assets

Revenue Vehicles 22

Service Vehicles 1

Facilities

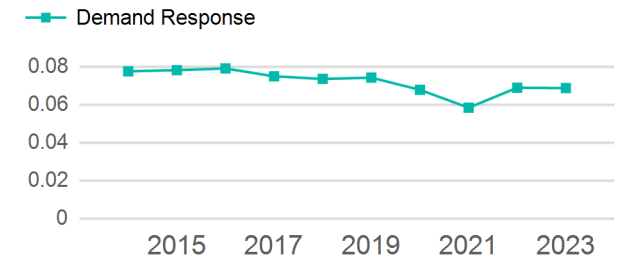
Operating Expenses per Vehicle Revenue Mile



Modal Characteristics

| Mode | Annual Unlinked Passenger Trips | Directly Operated VOMS | Purchased Transportation VOMS | Annual Vehicle Revenue Miles | Annual Vehicle Revenue Hours |
|-----------------|---------------------------------|------------------------|-------------------------------|------------------------------|------------------------------|
| Demand Response | 40,525 | 16 | 0 | 589,692 | 29,430 |
| Total | 40,525 | 16 | 0 | 589,692 | 29,430 |

Unlinked Passenger Trip per Vehicle Revenue Mile



Metrics

Service Efficiency

Service Effectiveness

| Mode | OE per VRM | OE per VRH | UPT per VRM | UPT per VRH | OE per UPT |
|-----------------|---------------|----------------|-------------|-------------|----------------|
| Demand Response | \$2.55 | \$51.15 | 0.1 | 1.4 | \$37.14 |
| Total | \$2.55 | \$51.15 | 0.1 | 1.4 | \$37.14 |

2023 Annual Agency Profile - Lincoln County (NTD ID 40942)

2023 Funding Breakdown

Summary of Operating Expenses (OE)

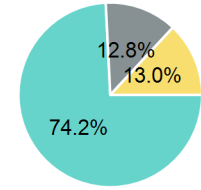
| Mode | Operating Expenses | Fare Revenues |
|-----------------|--------------------|---------------|
| Demand Response | \$1,505,278 | \$0 |
| Total | \$1,505,278 | \$0 |

Sources of Operating Funds Expended

| | |
|---------------------------------------|--------------------|
| Directly Generated | \$1,116,939 |
| Federal Government | \$192,099 |
| Local Government | \$0 |
| State Government | \$196,240 |
| Total Operating Funds Expended | \$1,505,278 |

Operating Funding Sources

- Directly Generated
- Federal Government
- Local Government
- State Government



Capital Funding Sources

- Directly Generated
- Federal Government
- Local Government
- State Government

Sources of Capital Funds Expended

| | |
|-------------------------------------|------------|
| Directly Generated | \$0 |
| Federal Government | \$0 |
| Local Government | \$0 |
| State Government | \$0 |
| Total Capital Funds Expended | \$0 |

2023 Asset Management

| | | | |
|--|---------|---------------------------|------|
| Transit Asset Management (TAM) Tier | Tier II | TAM Sponsor NTD ID | 4R06 |
|--|---------|---------------------------|------|

Metrics

| Mode | Average Fleet Age in Years |
|-----------------|----------------------------|
| Demand Response | 5.5 |