

2023 Annual Agency Profile - Jones County (NTD ID 40946)

Mailing Address: 166 INDUSTRIAL BLVD
GRAY, GA

Website: <https://www.jonescountyga.org/county-directory/transit/>

Service Consumed

Annual Unlinked Trips (UPT) 3,581

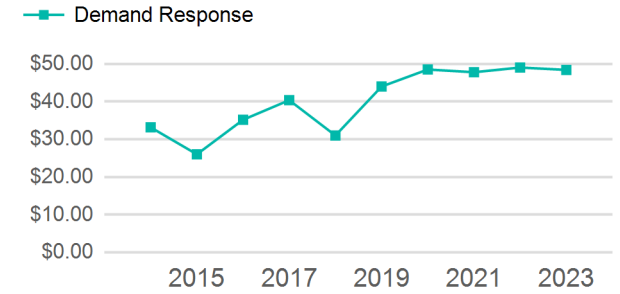
Assets

Revenue Vehicles 2
Service Vehicles
Facilities

Service Supplied

Annual Vehicle Revenue Miles (VRM) 46,860
Annual Vehicle Revenue Hours (VRH) 3,023
Vehicles Operated in Maximum Service (VOMS) 2

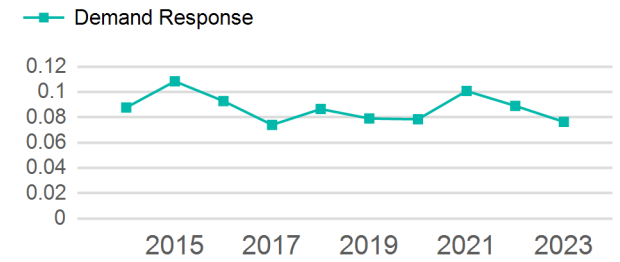
Operating Expenses per Vehicle Revenue Mile



Modal Characteristics

Mode	Annual Unlinked Passenger Trips	Directly Operated VOMS	Purchased Transportation VOMS	Annual Vehicle Revenue Miles	Annual Vehicle Revenue Hours
Demand Response	3,581	0	2	46,860	3,023
Total	3,581	0	2	46,860	3,023

Unlinked Passenger Trip per Vehicle Revenue Mile



Mode	Service Efficiency		Service Effectiveness		
	OE per VRM	OE per VRH	UPT per VRM	UPT per VRH	OE per UPT
Demand Response	\$3.70	\$57.34	0.1	1.2	\$48.41
Total	\$3.70	\$57.34	0.1	1.2	\$48.41

2023 Annual Agency Profile - Jones County (NTD ID 40946)

2023 Funding Breakdown

Summary of Operating Expenses (OE)

Mode	Operating Expenses	Fare Revenues
Demand Response	\$173,344	\$0
Total	\$173,344	\$0

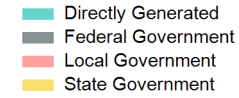
Sources of Operating Funds Expended

Directly Generated	\$5,986
Federal Government	\$83,676
Local Government	\$83,682
State Government	\$0
Total Operating Funds Expended	\$173,344

Operating Funding Sources



Capital Funding Sources



Sources of Capital Funds Expended

Directly Generated	\$0
Federal Government	\$0
Local Government	\$0
State Government	\$0
Total Capital Funds Expended	\$0

2023 Asset Management

Transit Asset Management (TAM) Tier	Tier II	TAM Sponsor NTD ID	4R03
--	---------	---------------------------	------

Metrics

Mode	Average Fleet Age in Years
Demand Response	5.0